


WHO EUROPE REGION (EURO)



Number of new cases

4 878 513

Number of deaths

2 211 362

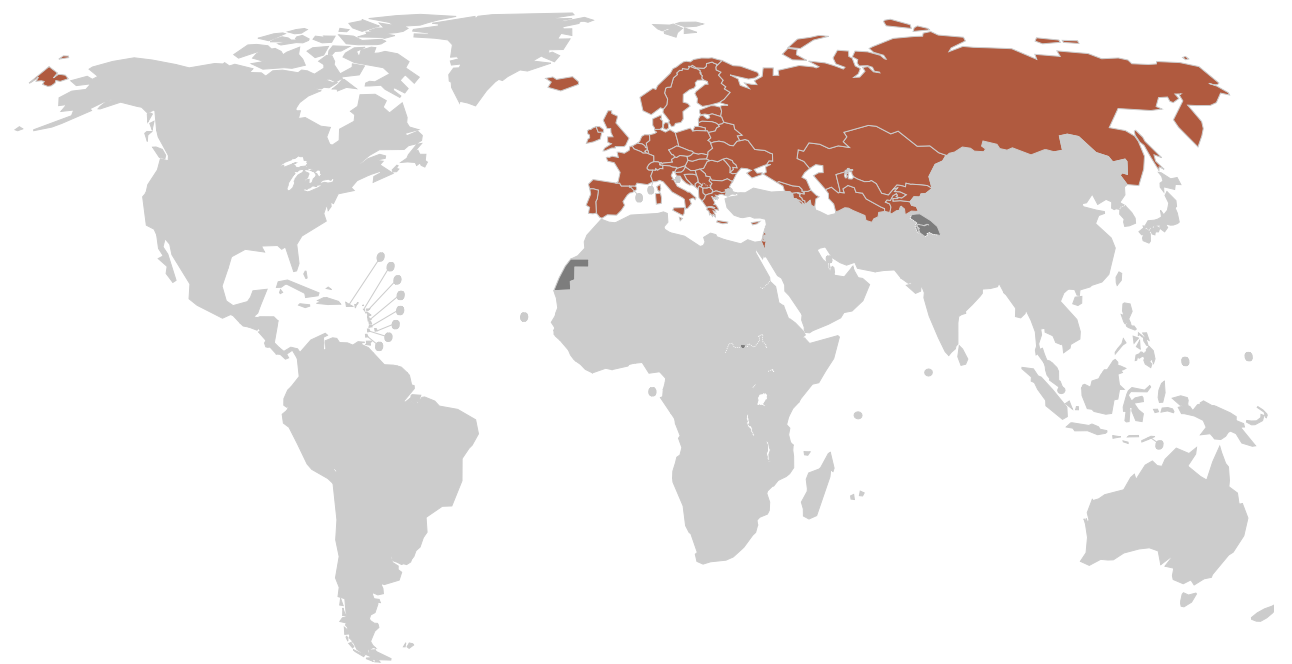
Number of prevalent cases (5-year)

14 775 021

Statistics at a glance, 2022

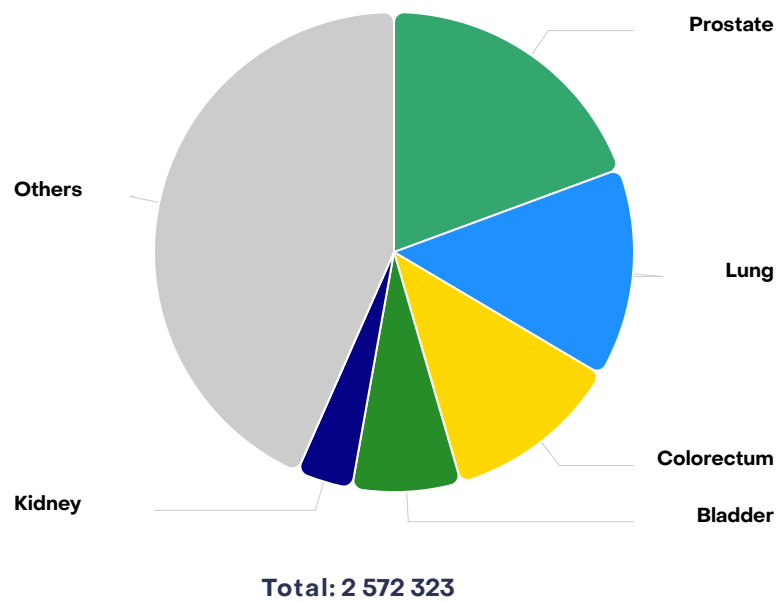
	Males	Females	Both sexes
Population	454 581 610	481 850 516	936 432 126
Incidence*			
Number of new cancer cases	2 572 323	2 306 190	4 878 513
Age-standardized incidence rate	307.6	241.5	268.1
Risk of developing cancer before the age of 75 years (cum. risk %)	30.8	23.7	26.9
Top 3 leading cancers (ranked by cases)**	Prostate Lung Colorectum	Breast Colorectum Lung	Breast Colorectum Lung
Mortality*			
Number of cancer deaths	1 224 793	986 569	2 211 362
Age-standardized mortality rate	136.2	83.8	106.3
Risk of dying from cancer before the age of 75 years (cum. risk %)	14.4	8.9	11.5
Top 3 leading cancers (ranked by deaths)**	Lung Colorectum Prostate	Breast Lung Colorectum	Lung Colorectum Breast
Prevalence*			
5-year prevalent cases	7 422 273	7 352 748	14 775 021

Population(s) included: Armenia, Azerbaijan, Georgia, Israel, Kazakhstan, Kyrgyzstan, Tajikistan, Türkiye, Turkmenistan, Uzbekistan, Albania, Austria, Belarus, Belgium, Bosnia Herzegovina, Bulgaria, Croatia, Cyprus, Czechia, Denmark, Estonia, Finland, France (metropolitan), Germany, Greece, Hungary, Iceland, Ireland, Italy, Latvia, Lithuania, Luxembourg, North Macedonia, Malta, Moldova, Montenegro, Norway, Poland, Portugal, Romania, Russian Federation, Serbia, Slovakia, Slovenia, Spain, Sweden, Switzerland, The Netherlands, Ukraine, United Kingdom



Top 5 most frequent cancers**

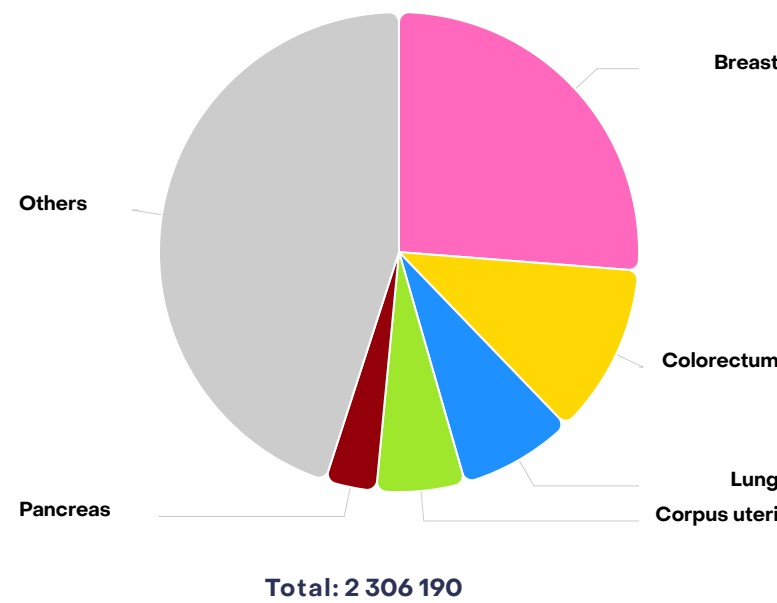
Males



Rank	Cancer site	Number of cases	Percent
1st	Prostate	498 433	19.4%
2nd	Lung	363 517	14.1%
3rd	Colorectum	308 390	12.0%
4th	Bladder	188 265	7.3%
5th	Kidney	97 721	3.8%
-	Others	1 115 997	43.4%

Number of new cases in 2022, males, all ages

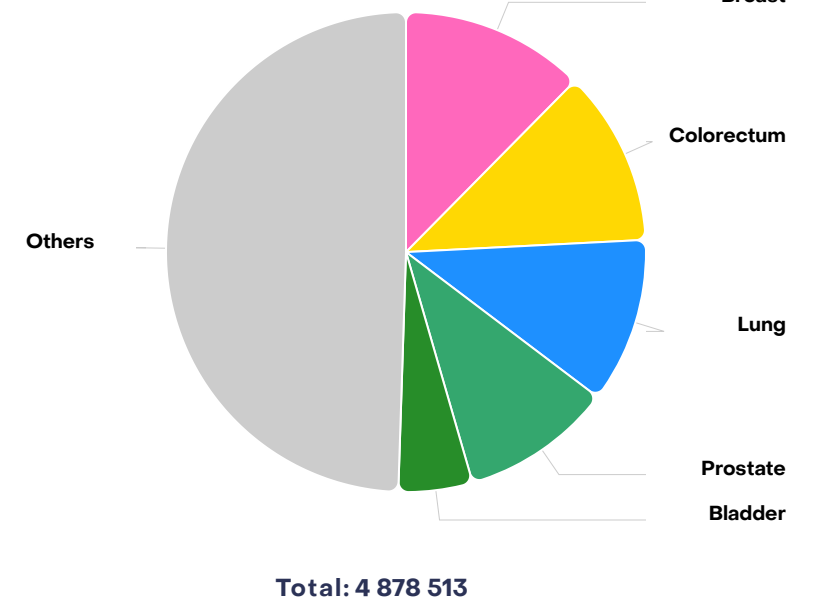
Females



Rank	Cancer site	Number of cases	Percent
1st	Breast	604 941	26.2%
2nd	Colorectum	266 563	11.6%
3rd	Lung	179 017	7.8%
4th	Corpus uteri	137 637	6.0%
5th	Pancreas	79 673	3.5%
-	Others	1 038 359	45.0%

Number of new cases in 2022, females, all ages

Both sexes



Rank	Cancer site	Number of cases	Percent
1st	Breast	604 941	12.4%
2nd	Colorectum	574 953	11.8%
3rd	Lung	542 534	11.1%
4th	Prostate	498 433	10.2%
5th	Bladder	243 422	5.0%
-	Others	2 414 230	49.5%

Number of new cases in 2022, both sexes, all ages

Incidence, Mortality and Prevalence by cancer site

Cancer	New cases				Deaths				5-year prevalence	
	Number	Rank	(%)	Cum.risk	Number	Rank	(%)	Cum.risk	Number	Prop. (per 100 000)
Breast	604 941	1	12.4	7.6	160 043	3	7.2	1.6	2 476 342	513.9
Colorectum	574 953	2	11.8	3.4	267 355	2	12.1	1.3	1 809 545	193.2
Lung	542 534	3	11.1	3.6	427 939	1	19.4	2.7	687 392	73.4
Prostate	498 433	4	10.2	7.3	123 645	5	5.6	0.99	2 008 392	441.8
Bladder	243 422	5	5.0	1.4	76 469	8	3.5	0.30	818 308	87.4
Stomach	161 553	6	3.3	1.0	115 790	6	5.2	0.67	227 989	24.4
Pancreas	160 412	7	3.3	0.92	151 993	4	6.9	0.84	137 037	14.6
Kidney	155 178	8	3.2	1.1	55 950	12	2.5	0.30	503 692	53.8
Melanoma	150 494	9	3.1	0.98	27 753	18	1.3	0.15	587 119	62.7
NHL	140 180	10	2.9	0.88	56 757	11	2.6	0.27	467 260	49.9
Corpus uteri	137 637	11	2.8	1.8	33 301	16	1.5	0.33	539 647	112.0
Leukaemia	118 900	12	2.4	0.73	72 388	9	3.3	0.35	365 330	39.0
Liver	99 880	13	2.0	0.62	89 278	7	4.0	0.51	116 103	12.4
Thyroid	97 203	14	2.0	0.77	7 205	25	0.33	0.04	374 740	40.0
Brain CNS	79 364	15	1.6	0.56	64 264	10	2.9	0.44	321 921	34.4
Ovary	77 014	16	1.6	0.99	51 591	14	2.3	0.59	231 765	48.1
Cervix uteri	67 889	17	1.4	1.0	32 159	17	1.5	0.43	239 743	49.8
Lip, oral cavity	67 018	18	1.4	0.47	26 101	19	1.2	0.17	217 135	23.2
Oesophagus	59 257	19	1.2	0.40	52 232	13	2.4	0.33	80 362	8.6
Multiple myeloma	53 889	20	1.1	0.33	34 781	15	1.6	0.17	160 978	17.2
Larynx	46 247	21	0.95	0.35	21 948	20	0.99	0.15	161 649	17.3
Oropharynx	30 605	22	0.63	0.24	13 533	21	0.61	0.10	98 538	10.5
Testis	26 757	23	0.55	0.43	1 999	31	0.09	0.03	119 901	26.4
Hodgkin lymphoma	22 948	24	0.47	0.18	4 657	28	0.21	0.03	91 787	9.8
Vulva	18 407	25	0.38	0.17	7 064	26	0.32	0.05	57 596	12.0
Hypopharynx	16 741	26	0.34	0.13	9 613	23	0.44	0.07	37 077	4.0
Mesothelioma	15 831	27	0.33	0.09	13 178	22	0.60	0.07	17 760	1.9
Gallbladder	14 056	28	0.29	0.08	9 159	24	0.41	0.05	16 769	1.8
Salivary glands	10 339	29	0.21	0.07	4 746	27	0.22	0.02	34 786	3.7
Penis	6 850	30	0.14	0.09	2 062	30	0.09	0.02	23 194	5.1
Nasopharynx	5 945	31	0.12	0.05	3 426	29	0.16	0.02	20 481	2.2
Kaposi sarcoma	3 529	32	0.07	0.02	628	33	0.03	0.00	10 527	1.1
All cancers	4 878 513	-	-	26.9	2 211 362	-	-	11.5	14 775 021	-
All cancers excl. NMSC	4 535 999	-	-	25.9	2 196 783	-	-	11.4	13 579 618	-

Data source and methods

Incidence

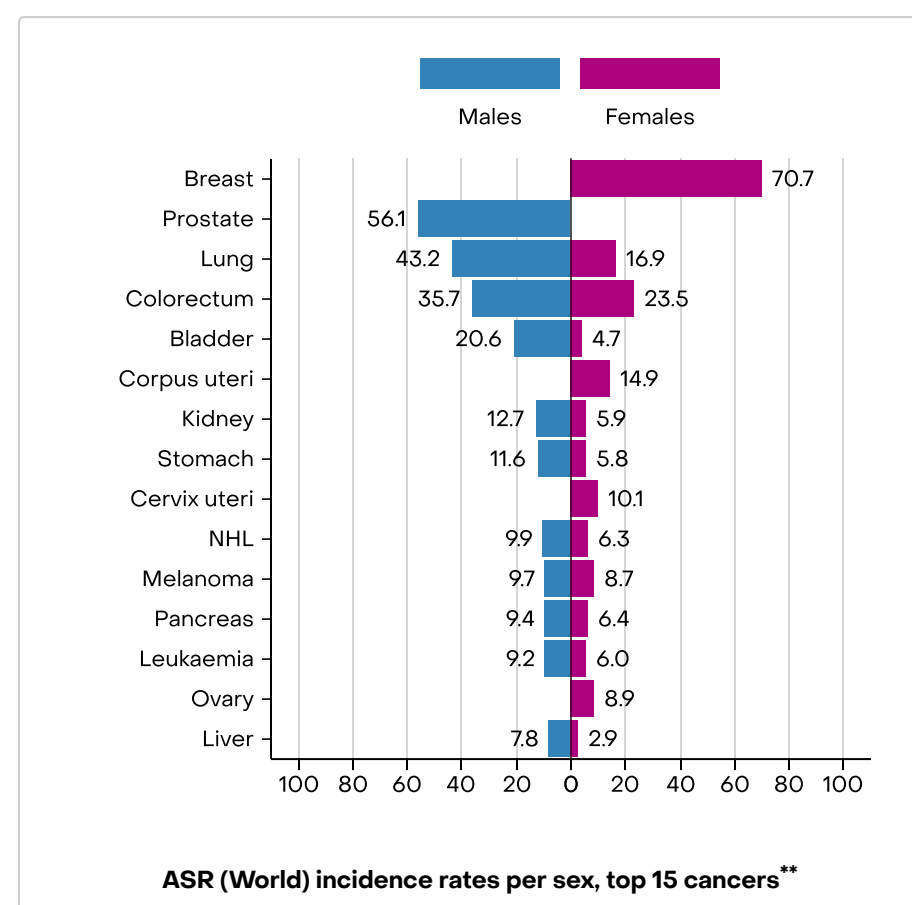
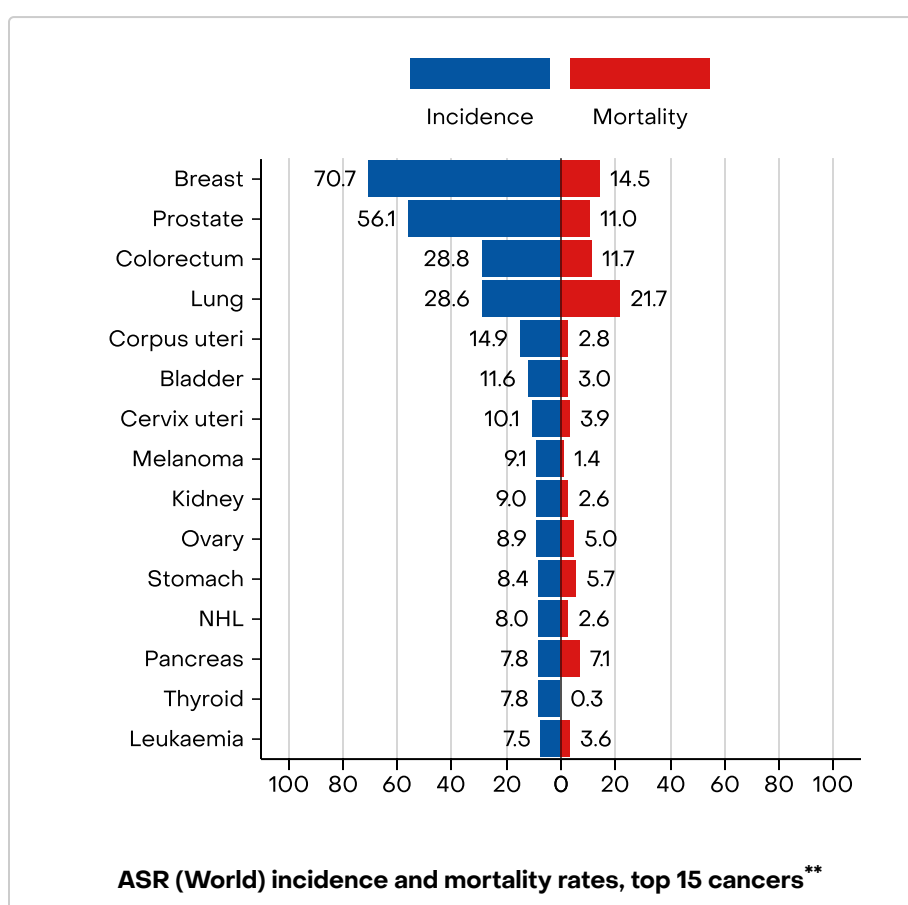
Sum of country-specific cases.

Mortality

Sum of country-specific deaths

Prevalence

Sum of country-specific prevalent cases.



* includes non-melanoma skin cancer (NMSC)

** NMSC included in other cancers

Age standardization using world population ([see link](#))

References

Website citation

Ferlay J, Ervik M, Lam F, Laversanne M, Colombet M, Mery L, Piñeros M, Znaor A, Soerjomataram I, Bray F (2024). Global Cancer Observatory: Cancer Today. Lyon, France: International Agency for Research on Cancer. Available from: <https://gco.iarc.who.int/today>, accessed [DD Month YYYY].

Cancer incidence and mortality data

Sung H, Ferlay J, Siegel RL, Laversanne M, Soerjomataram I, Jemal A, Bray F. Global cancer statistics 2020: GLOBOCAN estimates of incidence and mortality worldwide for 36 cancers in 185 countries. CA Cancer J Clin. 2021 Feb 4. doi: 10.3322/caac.21660. Epub ahead of print. PMID: 33538338.

Ferlay J, Colombet M, Soerjomataram I, Parkin DM, Piñeros M, Znaor A, Bray F. Cancer statistics for the year 2020: An overview. Int J Cancer. 2021 Apr 5. doi: 10.1002/ijc.33588. Epub ahead of print. PMID: 33818764.

