



# VENEZUELA

Number of new cases

**62 947**

Number of deaths

**31 737**

Number of prevalent cases (5-year)

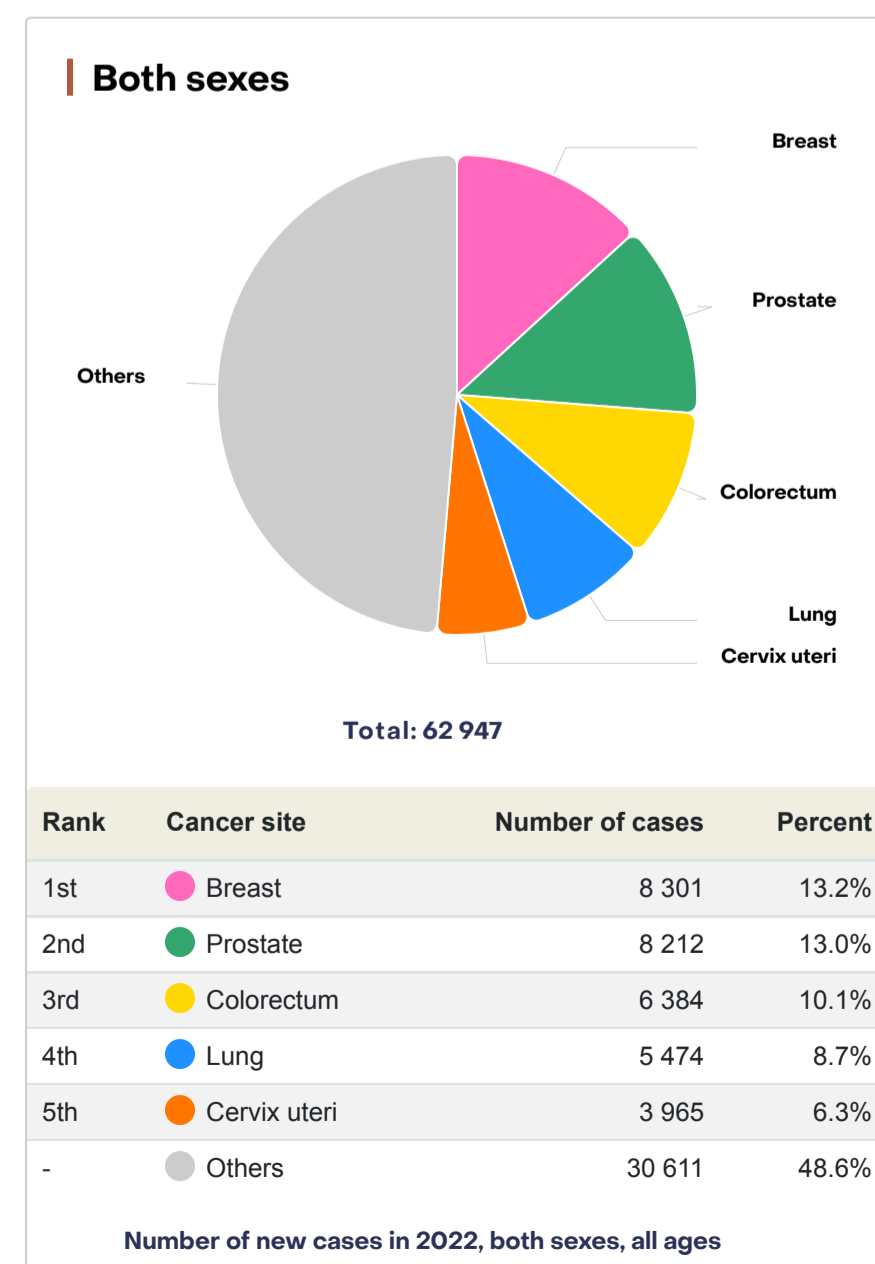
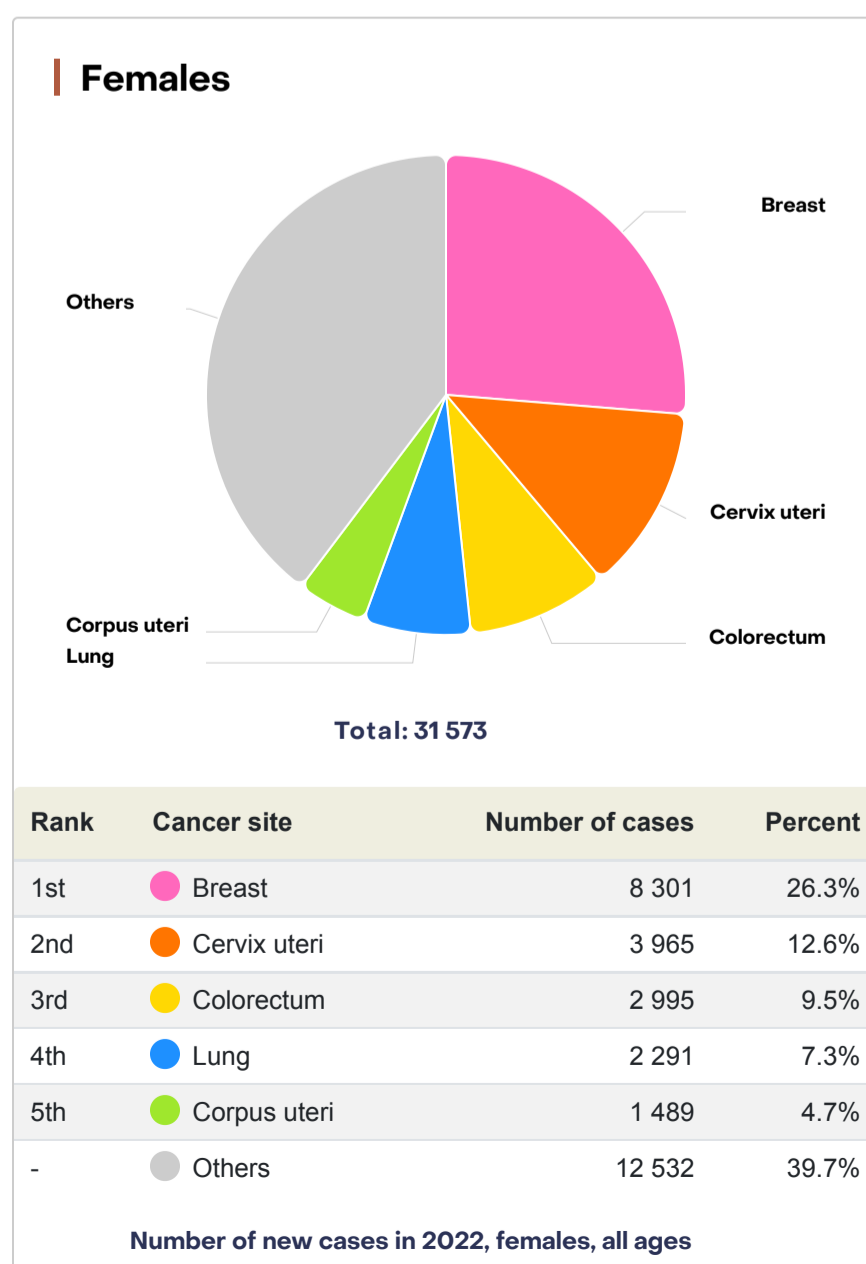
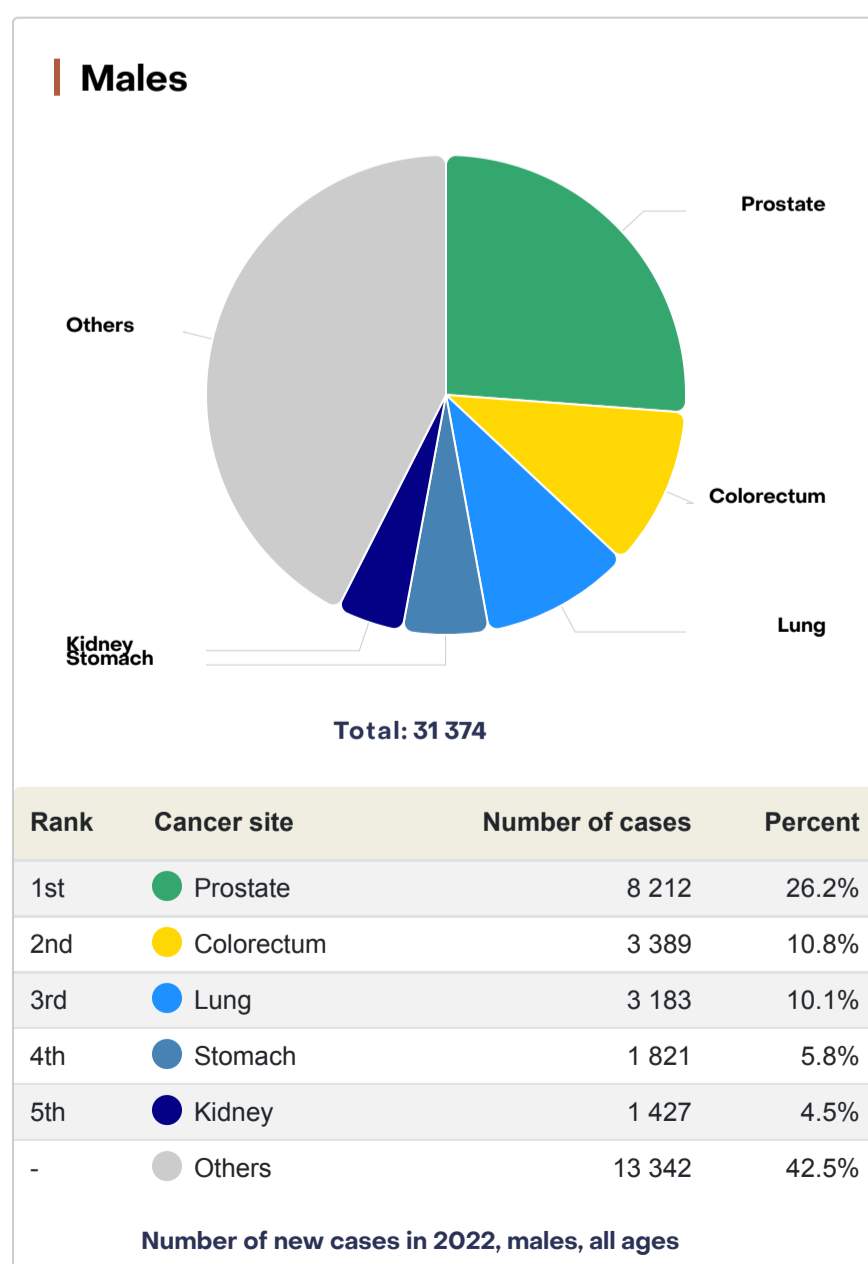
**155 323**

## Statistics at a glance, 2022

	Males	Females	Both sexes
<b>Population</b>	14 391 657	14 875 332	29 266 989
<b>Incidence*</b>			
Number of new cancer cases	31 374	31 573	62 947
Age-standardized incidence rate	201.6	174.5	184.8
Risk of developing cancer before the age of 75 years (cum. risk %)	19.8	17.1	18.3
Top 3 leading cancers (ranked by cases)**	Prostate Colorectum Lung	Breast Cervix uteri Colorectum	Breast Prostate Colorectum
<b>Mortality*</b>			
Number of cancer deaths	16 346	15 391	31 737
Age-standardized mortality rate	104.6	82.5	91.3
Risk of dying from cancer before the age of 75 years (cum. risk %)	10.2	8.6	9.3
Top 3 leading cancers (ranked by deaths)**	Prostate Lung Colorectum	Breast Cervix uteri Lung	Lung Prostate Breast
<b>Prevalence*</b>			
5-year prevalent cases	71 568	83 755	155 323



## Top 5 most frequent cancers\*\*



Incidence, Mortality and Prevalence by cancer site

Cancer	New cases				Deaths				5-year prevalence	
	Number	Rank	(%)	Cum.risk	Number	Rank	(%)	Cum.risk	Number	Prop. (per 100 000)
Breast	8 301	1	13.2	5.1	2 953	3	9.3	1.8	24 701	166.1
Prostate	8 212	2	13.0	5.7	3 781	2	11.9	1.9	17 984	125.0
Colorectum	6 384	3	10.1	2.2	2 716	4	8.6	0.84	17 055	58.3
Lung	5 474	4	8.7	1.9	4 617	1	14.5	1.6	7 369	25.2
Cervix uteri	3 965	5	6.3	2.3	2 246	5	7.1	1.3	11 619	78.1
Stomach	2 617	6	4.2	0.85	2 030	6	6.4	0.64	3 782	12.9
Kidney	2 167	7	3.4	0.78	662	13	2.1	0.24	6 104	20.9
NHL	2 041	8	3.2	0.67	805	10	2.5	0.26	6 133	21.0
Leukaemia	1 854	9	2.9	0.52	1 090	9	3.4	0.30	5 256	18.0
Corpus uteri	1 489	10	2.4	1.0	349	18	1.1	0.23	4 931	33.2
Pancreas	1 475	11	2.3	0.49	1 330	7	4.2	0.44	1 470	5.0
Liver	1 402	12	2.2	0.44	1 264	8	4.0	0.40	1 724	5.9
Bladder	1 249	13	2.0	0.39	461	15	1.5	0.12	3 459	11.8
Thyroid	1 101	14	1.7	0.34	187	20	0.59	0.06	3 493	11.9
Ovary	1 062	15	1.7	0.67	687	11	2.2	0.44	2 893	19.5
Brain CNS	876	16	1.4	0.27	675	12	2.1	0.22	3 094	10.6
Larynx	779	17	1.2	0.29	482	14	1.5	0.17	2 262	7.7
Hodgkin lymphoma	705	18	1.1	0.20	173	21	0.55	0.05	2 263	7.7
Lip, oral cavity	643	19	1.0	0.21	295	19	0.93	0.09	1 739	5.9
Melanoma	492	20	0.78	0.16	149	24	0.47	0.04	1 563	5.3
Multiple myeloma	471	21	0.75	0.17	399	16	1.3	0.14	1 259	4.3
Oesophagus	426	22	0.68	0.15	382	17	1.2	0.13	582	2.0
Oropharynx	369	23	0.59	0.14	166	22	0.52	0.06	975	3.3
Testis	368	24	0.59	0.18	60	27	0.19	0.03	1 342	9.3
Penis	268	25	0.43	0.14	85	25	0.27	0.05	702	4.9
Gallbladder	199	26	0.32	0.07	164	23	0.52	0.05	286	0.98
Kaposi sarcoma	197	27	0.31	0.06	35	30	0.11	0.01	544	1.9
Salivary glands	153	28	0.24	0.05	58	28	0.18	0.02	449	1.5
Nasopharynx	126	29	0.20	0.04	75	26	0.24	0.02	360	1.2
Vagina	114	30	0.18	0.08	36	29	0.11	0.02	293	2.0
Vulva	93	31	0.15	0.06	35	30	0.11	0.02	251	1.7
Hypopharynx	58	32	0.09	0.02	21	32	0.07	0.01	97	0.33
<b>All cancers</b>	<b>62 947</b>	-	-	<b>18.3</b>	<b>31 737</b>	-	-	<b>9.3</b>	<b>155 323</b>	-
<b>All cancers excl. NMSC</b>	<b>58 613</b>	-	-	<b>17.6</b>	<b>31 072</b>	-	-	<b>9.2</b>	<b>143 267</b>	-

Data source and methods

Incidence

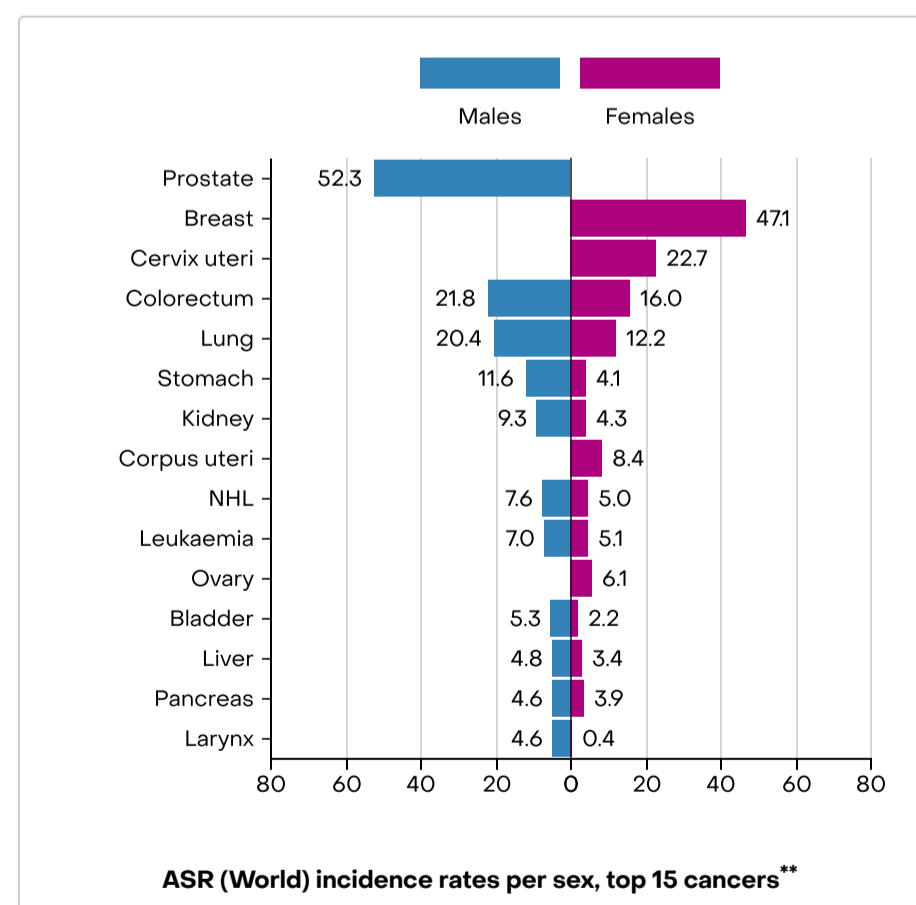
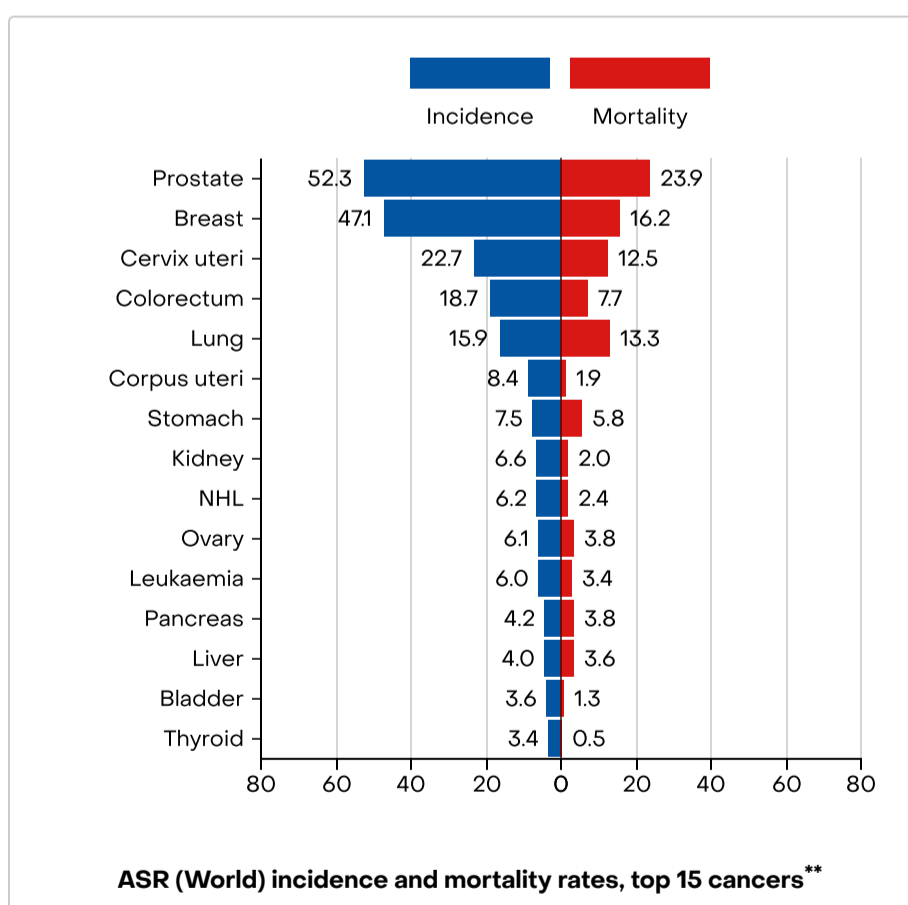
Country-specific data source: No data  
 Method: Estimated from national mortality estimates by modelling, using mortality:incidence ratios derived from survival estimation

Mortality

Country-specific data source: National (WHO)  
 Method: National rates projected to 2022

Prevalence

Computed using sex-, site- and age-specific incidence to 1-,3- and 5-year prevalence ratios from Nordic countries for the period (2011-2020), and scaled using Human Development Index (HDI) ratios.



\* includes non-melanoma skin cancer (NMSC)

\*\* NMSC included in other cancers

Age standardization using world population ([see link](#))

References

Website citation

Ferlay J, Ervik M, Lam F, Laversanne M, Colombet M, Mery L, Piñeros M, Znaor A, Soerjomataram I, Bray F (2024). Global Cancer Observatory: Cancer Today. Lyon, France: International Agency for Research on Cancer. Available from: <https://gco.iarc.who.int/today>, accessed [DD Month YYYY].

Cancer incidence and mortality data

Sung H, Ferlay J, Siegel RL, Laversanne M, Soerjomataram I, Jemal A, Bray F. Global cancer statistics 2020: GLOBOCAN estimates of incidence and mortality worldwide for 36 cancers in 185 countries. CA Cancer J Clin. 2021 Feb 4. doi: 10.3322/caac.21660. Epub ahead of print. PMID: 33538338.

Ferlay J, Colombet M, Soerjomataram I, Parkin DM, Piñeros M, Znaor A, Bray F. Cancer statistics for the year 2020: An overview. Int J Cancer. 2021 Apr 5. doi: 10.1002/ijc.33588. Epub ahead of print. PMID: 33818764.

