

UNITED KINGDOM

Number of new cases

454 954

Number of deaths

181 807

Number of prevalent cases (5-year)

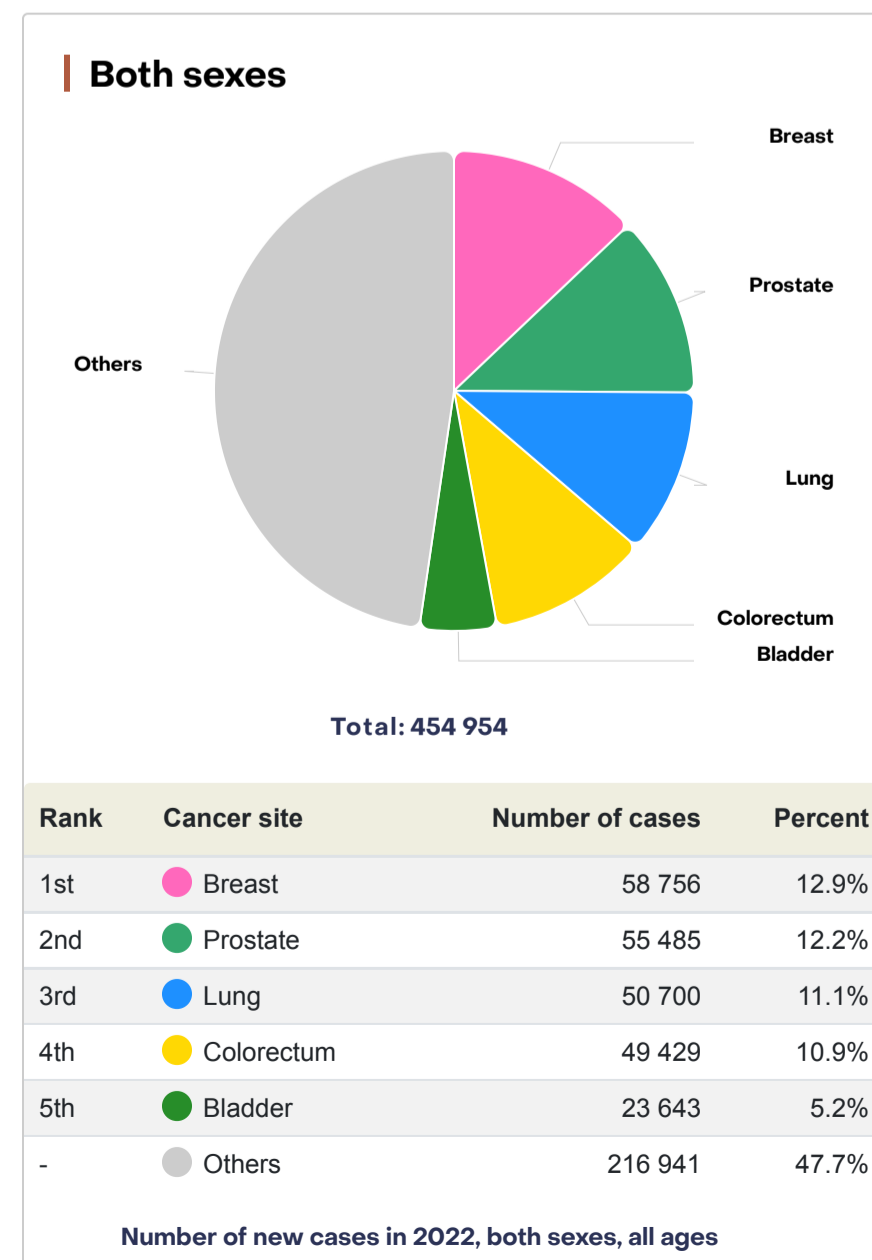
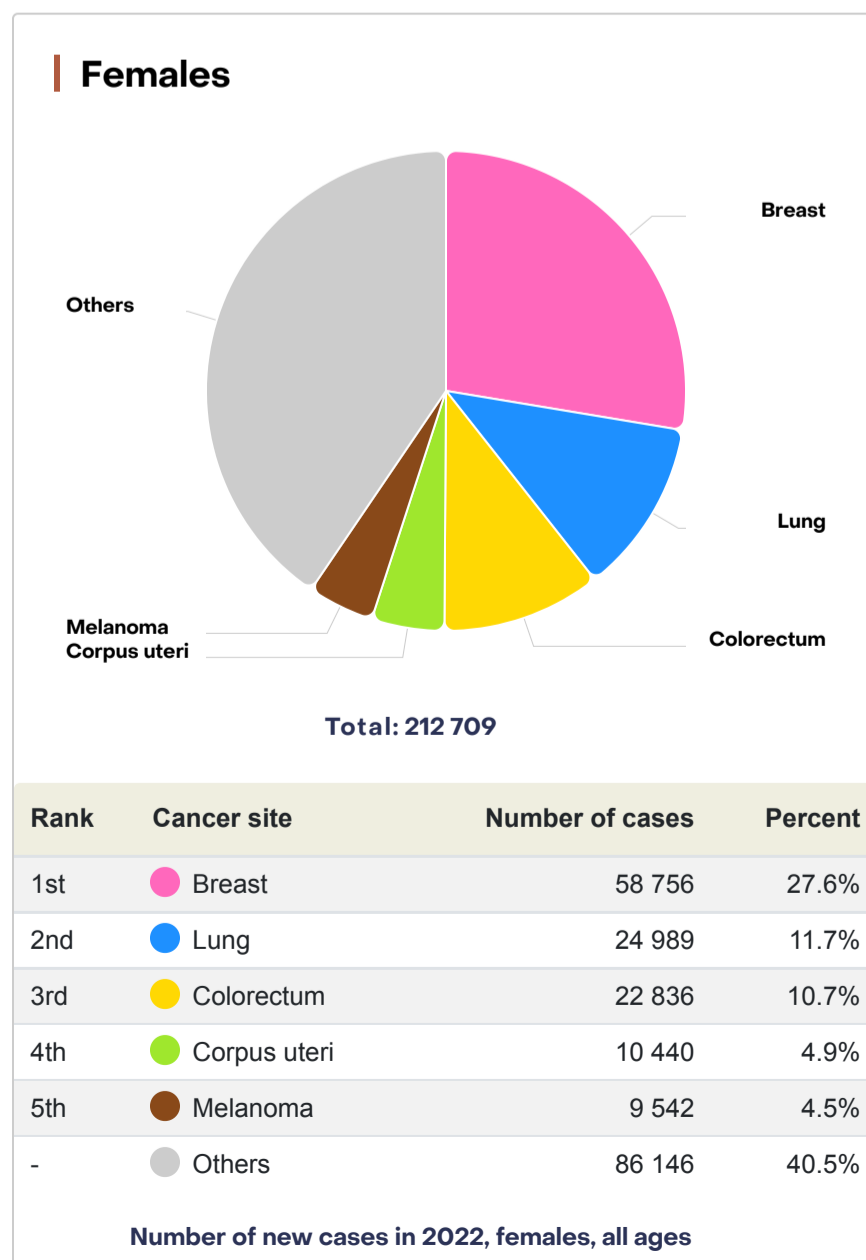
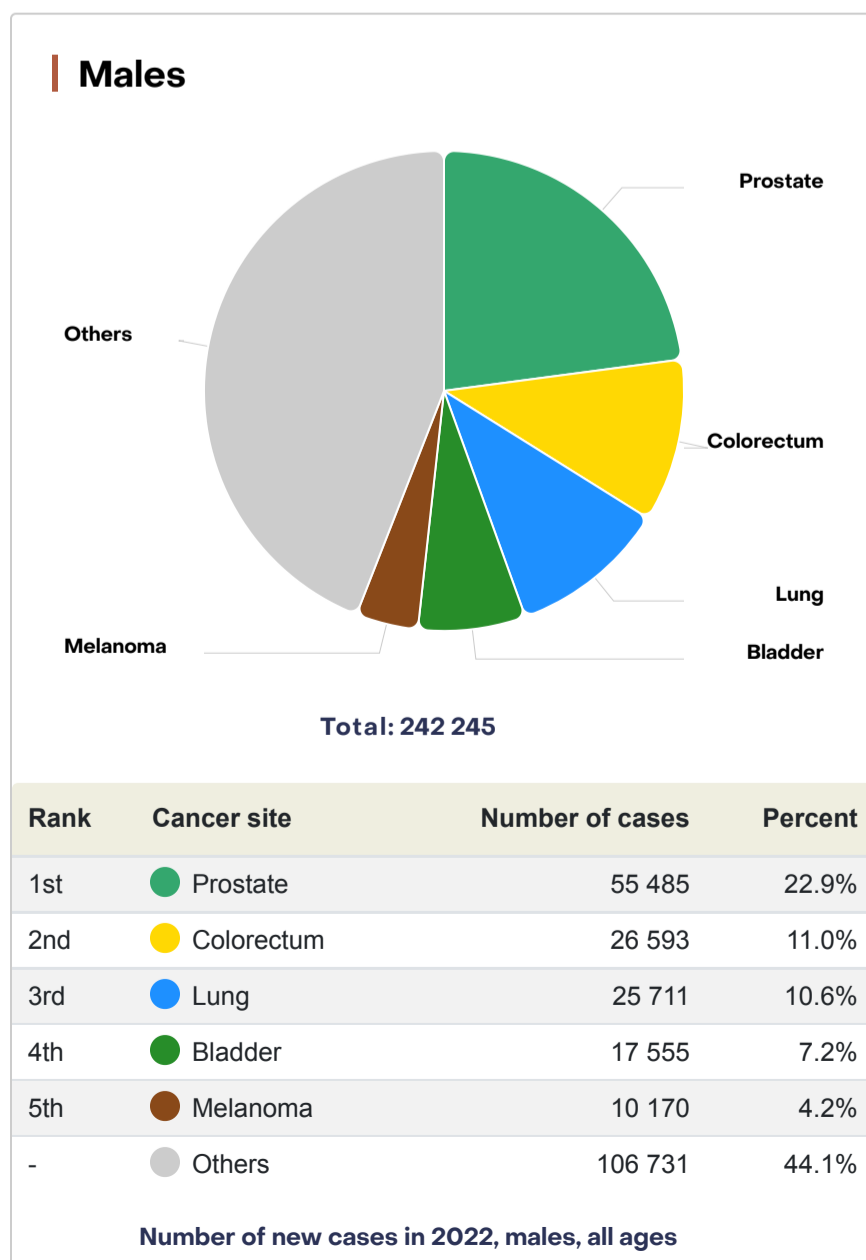
1 435 322

Statistics at a glance, 2022

	Males	Females	Both sexes
Population	33 875 113	34 622 800	68 497 913
Incidence*			
Number of new cancer cases	242 245	212 709	454 954
Age-standardized incidence rate	327.7	292.5	307.8
Risk of developing cancer before the age of 75 years (cum. risk %)	31.6	27.9	29.7
Top 3 leading cancers (ranked by cases)**	Prostate Colorectum Lung	Breast Lung Colorectum	Breast Prostate Lung
Mortality*			
Number of cancer deaths	97 129	84 678	181 807
Age-standardized mortality rate	111.3	87.6	98.3
Risk of dying from cancer before the age of 75 years (cum. risk %)	10.9	9.0	9.9
Top 3 leading cancers (ranked by deaths)**	Lung Prostate Colorectum	Lung Breast Colorectum	Lung Colorectum Prostate
Prevalence*			
5-year prevalent cases	742 935	692 387	1 435 322



Top 5 most frequent cancers**



Incidence, Mortality and Prevalence by cancer site

Cancer	New cases				Deaths				5-year prevalence	
	Number	Rank	(%)	Cum.risk	Number	Rank	(%)	Cum.risk	Number	Prop. (per 100 000)
Breast	58 756	1	12.9	10.1	12 122	4	6.7	1.5	253 839	17.7
Prostate	55 485	2	12.2	9.3	13 237	3	7.3	0.84	232 671	16.2
Lung	50 700	3	11.1	3.7	35 394	1	19.5	2.3	60 603	4.2
Colorectum	49 429	4	10.9	3.5	22 868	2	12.6	1.2	160 578	11.2
Bladder	23 643	5	5.2	1.6	6 823	8	3.8	0.25	79 763	5.6
Melanoma	19 712	6	4.3	1.7	2 626	18	1.4	0.15	78 044	5.4
NHL	16 047	7	3.5	1.3	5 671	9	3.1	0.29	53 704	3.7
Kidney	13 714	8	3.0	1.2	4 736	12	2.6	0.28	45 604	3.2
Pancreas	11 351	9	2.5	0.77	10 769	5	5.9	0.68	9 066	0.63
Leukaemia	10 755	10	2.4	0.82	5 335	10	2.9	0.27	33 768	2.4
Corpus uteri	10 440	11	2.3	1.8	2 695	16	1.5	0.31	42 999	3.0
Oesophagus	9 601	12	2.1	0.72	8 595	6	4.7	0.56	11 814	0.82
Liver	8 223	13	1.8	0.54	7 326	7	4.0	0.46	8 579	0.60
Multiple myeloma	6 504	14	1.4	0.47	3 618	15	2.0	0.19	19 401	1.4
Ovary	6 390	15	1.4	1.1	4 159	14	2.3	0.55	19 325	1.3
Lip, oral cavity	6 269	16	1.4	0.59	1 733	19	0.95	0.13	21 664	1.5
Stomach	6 034	17	1.3	0.40	4 232	13	2.3	0.24	7 798	0.54
Brain CNS	5 811	18	1.3	0.54	4 840	11	2.7	0.42	24 902	1.7
Thyroid	4 760	19	1.0	0.50	436	25	0.24	0.03	19 240	1.3
Cervix uteri	3 235	20	0.71	0.66	1 154	20	0.64	0.20	12 964	0.90
Mesothelioma	3 227	21	0.71	0.20	2 664	17	1.5	0.14	3 228	0.23
Oropharynx	2 931	22	0.64	0.32	1 041	21	0.57	0.10	10 138	0.71
Testis	2 389	23	0.53	0.53	61	32	0.03	0.01	11 166	0.78
Larynx	2 335	24	0.51	0.21	911	22	0.50	0.07	8 394	0.59
Hodgkin lymphoma	2 270	25	0.50	0.23	310	28	0.17	0.02	9 276	0.65
Vulva	1 520	26	0.33	0.21	579	24	0.32	0.05	5 114	0.36
Gallbladder	1 343	27	0.30	0.08	787	23	0.43	0.04	1 488	0.10
Penis	799	28	0.18	0.14	194	29	0.11	0.03	2 837	0.20
Hypopharynx	798	29	0.18	0.08	430	26	0.24	0.04	1 729	0.12
Salivary glands	776	30	0.17	0.07	317	27	0.17	0.02	2 808	0.20
Nasopharynx	276	31	0.06	0.03	176	30	0.10	0.01	988	0.07
Vagina	237	32	0.05	0.04	129	31	0.07	0.02	694	0.05
All cancers	454 954	-	-	29.7	181 807	-	-	9.9	1 435 322	-
All cancers excl. NMSC	417 481	-	-	28.5	180 294	-	-	9.9	1 303 760	-

Data source and methods

Incidence

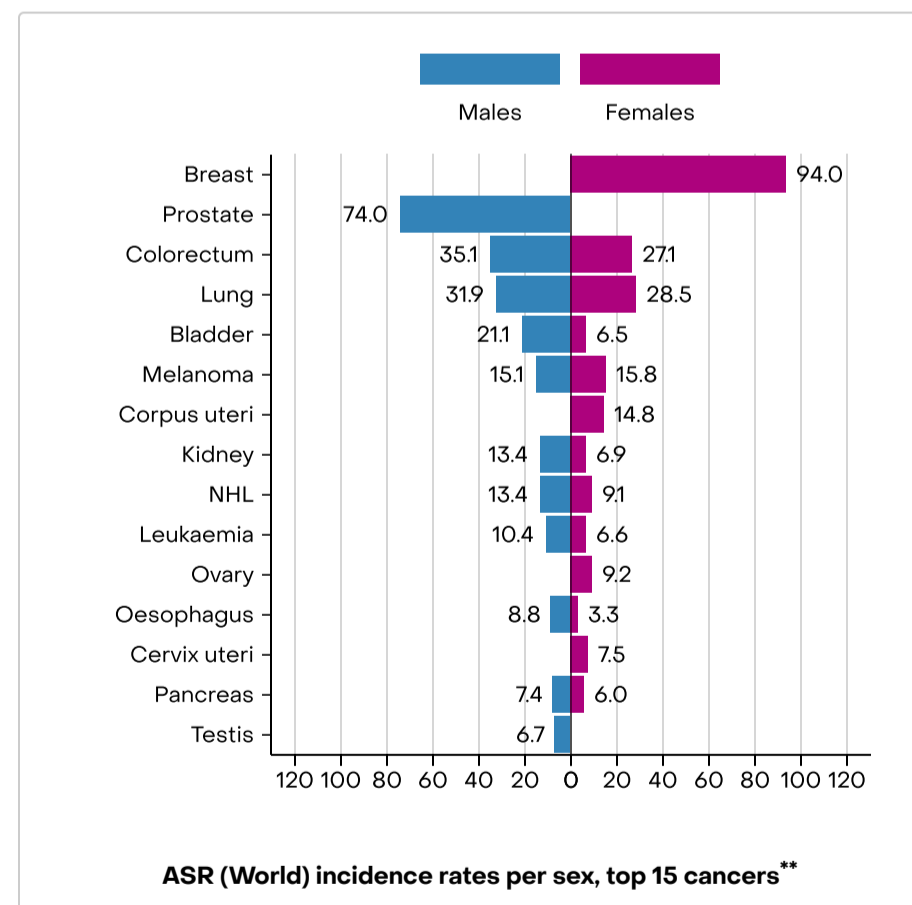
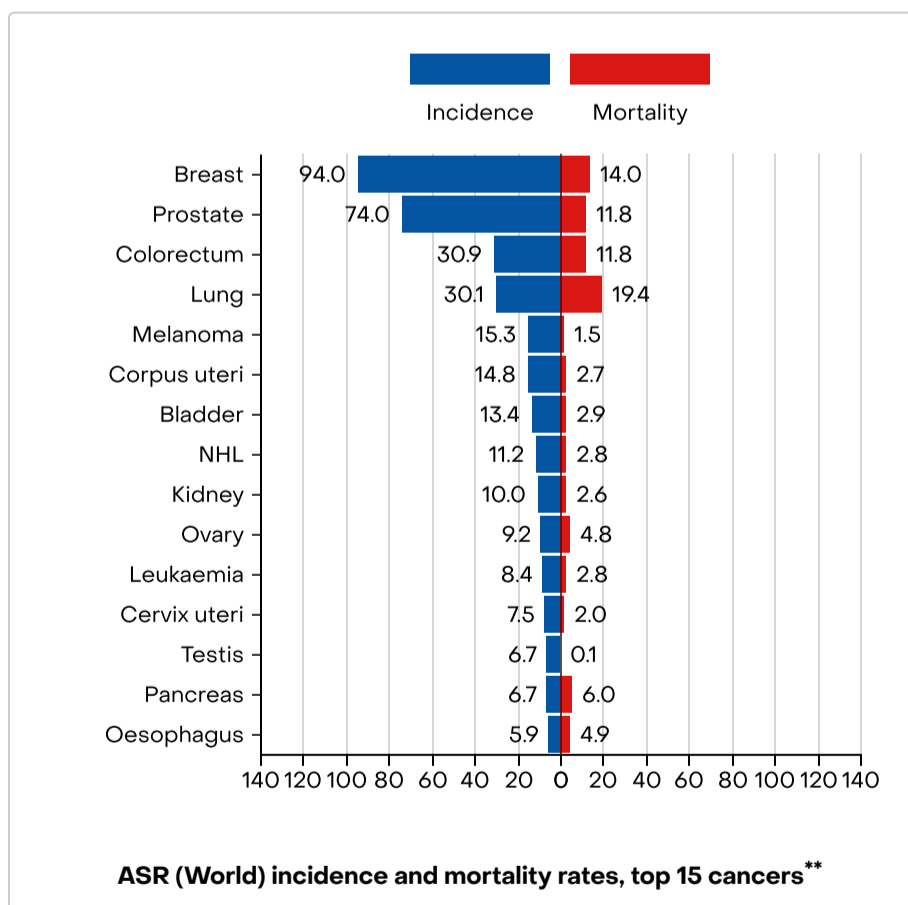
Country-specific data source: Scotland cancer registry, Northern Ireland cancer registry, England cancer registry
 Method: National (or sub-national with coverage greater than 50%) rates projected to 2022

Mortality

Country-specific data source: National (WHO)
 Method: National rates projected to 2022

Prevalence

Computed using sex-, site- and age-specific incidence to 1-,3- and 5-year prevalence ratios from Nordic countries for the period (2011-2020), and scaled using Human Development Index (HDI) ratios.



* includes non-melanoma skin cancer (NMSC)

** NMSC included in other cancers

Age standardization using world population ([see link](#))

References

Website citation

Ferlay J, Ervik M, Lam F, Laversanne M, Colombet M, Mery L, Piñeros M, Znaor A, Soerjomataram I, Bray F (2024). Global Cancer Observatory: Cancer Today. Lyon, France: International Agency for Research on Cancer. Available from: <https://gco.iarc.who.int/today>, accessed [DD Month YYYY].

Cancer incidence and mortality data

Sung H, Ferlay J, Siegel RL, Laversanne M, Soerjomataram I, Jemal A, Bray F. Global cancer statistics 2020: GLOBOCAN estimates of incidence and mortality worldwide for 36 cancers in 185 countries. CA Cancer J Clin. 2021 Feb 4. doi: 10.3322/caac.21660. Epub ahead of print. PMID: 33538338.

Ferlay J, Colombet M, Soerjomataram I, Parkin DM, Piñeros M, Znaor A, Bray F. Cancer statistics for the year 2020: An overview. Int J Cancer. 2021 Apr 5. doi: 10.1002/ijc.33588. Epub ahead of print. PMID: 33818764.

