

TÜRKIYE

Number of new cases

240 013

Number of deaths

129 672

Number of prevalent cases (5-year)

679 335

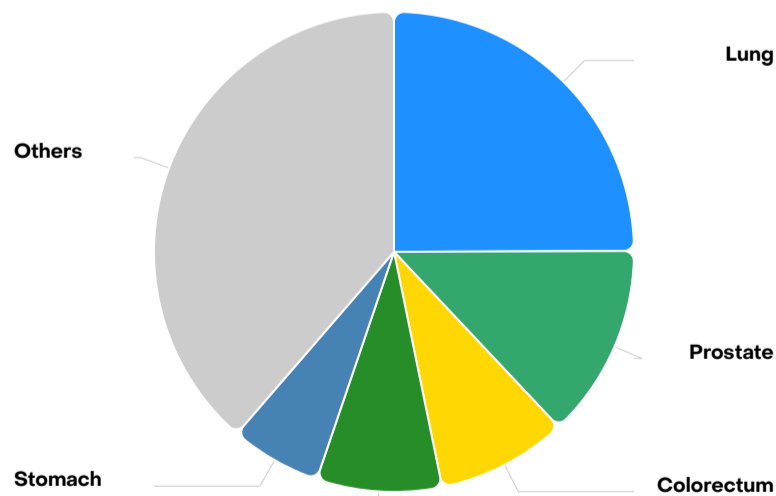
Statistics at a glance, 2022

	Males	Females	Both sexes
Population	42 231 223	43 330 753	85 561 976
Incidence*			
Number of new cancer cases	132 476	107 537	240 013
Age-standardized incidence rate	273.7	192.2	225.9
Risk of developing cancer before the age of 75 years (cum. risk %)	27.4	18.9	22.7
Top 3 leading cancers (ranked by cases)**	Lung Prostate Colorectum	Breast Thyroid Colorectum	Lung Breast Colorectum
Mortality*			
Number of cancer deaths	82 446	47 226	129 672
Age-standardized mortality rate	168.3	75.8	116.1
Risk of dying from cancer before the age of 75 years (cum. risk %)	17.8	7.9	12.5
Top 3 leading cancers (ranked by deaths)**	Lung Stomach Colorectum	Breast Lung Colorectum	Lung Colorectum Stomach
Prevalence*			
5-year prevalent cases	337 979	341 356	679 335



Top 5 most frequent cancers**

Males

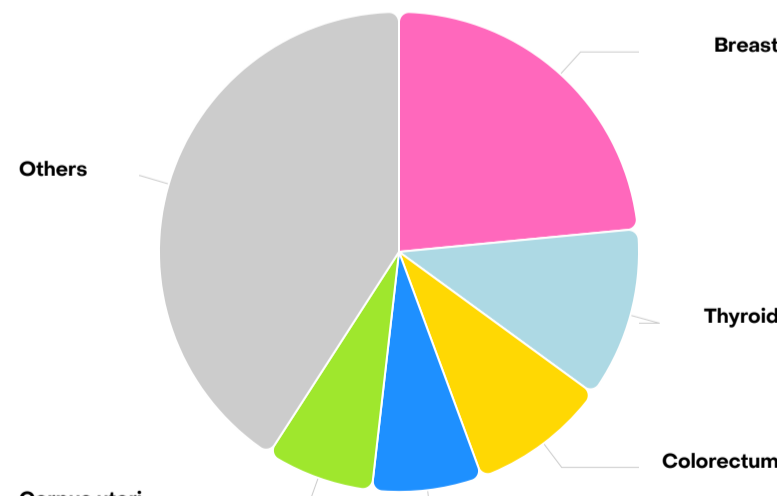


Total: 132 476

Rank	Cancer site	Number of cases	Percent
1st	Lung	33 039	24.9%
2nd	Prostate	17 274	13.0%
3rd	Colorectum	11 664	8.8%
4th	Bladder	11 168	8.4%
5th	Stomach	8 123	6.1%
-	Others	51 208	38.7%

Number of new cases in 2022, males, all ages

Females

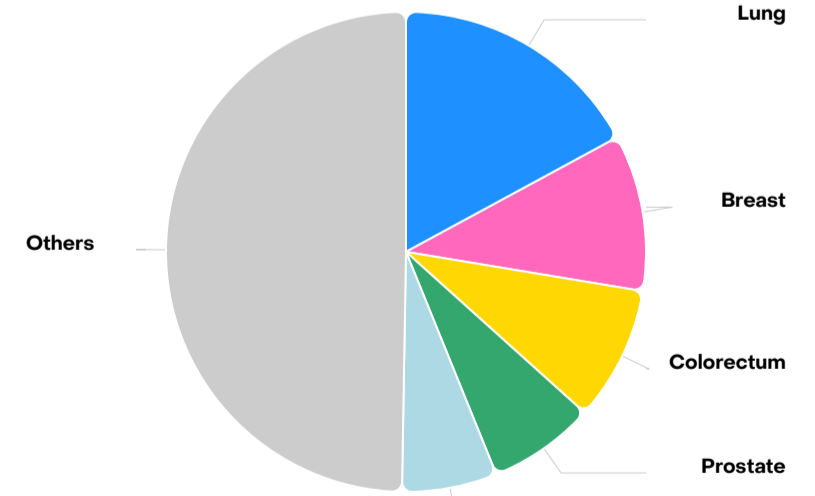


Total: 107 537

Rank	Cancer site	Number of cases	Percent
1st	Breast	25 249	23.5%
2nd	Thyroid	12 425	11.6%
3rd	Colorectum	10 054	9.3%
4th	Lung	7 993	7.4%
5th	Corpus uteri	7 847	7.3%
-	Others	43 969	40.9%

Number of new cases in 2022, females, all ages

Both sexes



Total: 240 013

Rank	Cancer site	Number of cases	Percent
1st	Lung	41 032	17.1%
2nd	Breast	25 249	10.5%
3rd	Colorectum	21 718	9.0%
4th	Prostate	17 274	7.2%
5th	Thyroid	15 376	6.4%
-	Others	119 364	49.7%

Number of new cases in 2022, both sexes, all ages

Incidence, Mortality and Prevalence by cancer site

Cancer	New cases				Deaths				5-year prevalence	
	Number	Rank	(%)	Cum.risk	Number	Rank	(%)	Cum.risk	Number	Prop. (per 100 000)
Lung	41 032	1	17.1	4.6	38 505	1	29.7	4.4	54 335	8.0
Breast	25 249	2	10.5	4.9	7 360	5	5.7	1.3	100 765	14.8
Colorectum	21 718	3	9.0	2.3	11 698	2	9.0	1.1	66 896	9.8
Prostate	17 274	4	7.2	4.3	5 428	7	4.2	0.83	65 052	9.6
Thyroid	15 376	5	6.4	1.5	867	19	0.67	0.09	57 970	8.5
Bladder	13 125	6	5.5	1.4	3 905	10	3.0	0.34	42 648	6.3
Stomach	12 773	7	5.3	1.4	10 457	3	8.1	1.1	19 275	2.8
Pancreas	8 636	8	3.6	0.90	8 415	4	6.5	0.86	8 325	1.2
Corpus uteri	7 847	9	3.3	1.7	1 524	16	1.2	0.30	30 453	4.5
NHL	6 801	10	2.8	0.71	3 050	11	2.4	0.30	23 186	3.4
Brain CNS	6 511	11	2.7	0.59	6 016	6	4.6	0.61	24 831	3.7
Leukaemia	6 344	12	2.6	0.61	5 034	8	3.9	0.46	20 778	3.1
Kidney	5 400	13	2.3	0.61	1 692	14	1.3	0.18	17 681	2.6
Liver	5 039	14	2.1	0.56	4 929	9	3.8	0.52	6 587	0.97
Larynx	3 972	15	1.7	0.47	1 689	15	1.3	0.18	13 782	2.0
Ovary	3 855	16	1.6	0.74	2 848	12	2.2	0.57	11 758	1.7
Multiple myeloma	2 749	17	1.1	0.32	2 002	13	1.5	0.22	8 447	1.2
Cervix uteri	2 593	18	1.1	0.51	1 203	17	0.93	0.22	8 761	1.3
Lip, oral cavity	2 246	19	0.94	0.24	551	22	0.43	0.05	7 018	1.0
Hodgkin lymphoma	1 804	20	0.75	0.16	448	25	0.35	0.05	6 836	1.0
Melanoma	1 783	21	0.74	0.18	864	20	0.67	0.08	6 530	0.96
Testis	1 738	22	0.72	0.28	190	26	0.15	0.03	7 253	1.1
Oesophagus	1 339	23	0.56	0.14	1 134	18	0.88	0.11	1 955	0.29
Mesothelioma	868	24	0.36	0.10	696	21	0.54	0.08	1 278	0.19
Nasopharynx	857	25	0.36	0.09	521	23	0.40	0.06	2 955	0.44
Gallbladder	792	26	0.33	0.08	504	24	0.39	0.05	1 085	0.16
Kaposi sarcoma	582	27	0.24	0.05	72	31	0.06	0.01	1 652	0.24
Salivary glands	572	28	0.24	0.06	148	27	0.11	0.01	1 933	0.28
Vulva	313	29	0.13	0.06	126	28	0.10	0.02	977	0.14
Hypopharynx	255	30	0.11	0.03	78	30	0.06	0.01	549	0.08
Oropharynx	242	31	0.10	0.03	97	29	0.08	0.01	732	0.11
Vagina	90	32	0.04	0.02	30	32	0.02	0.00	257	0.04
All cancers	240 013	-	-	22.7	129 672	-	-	12.5	679 335	-
All cancers excl. NMSC	231 784	-	-	22.1	129 099	-	-	12.5	650 570	-

Data source and methods

Incidence

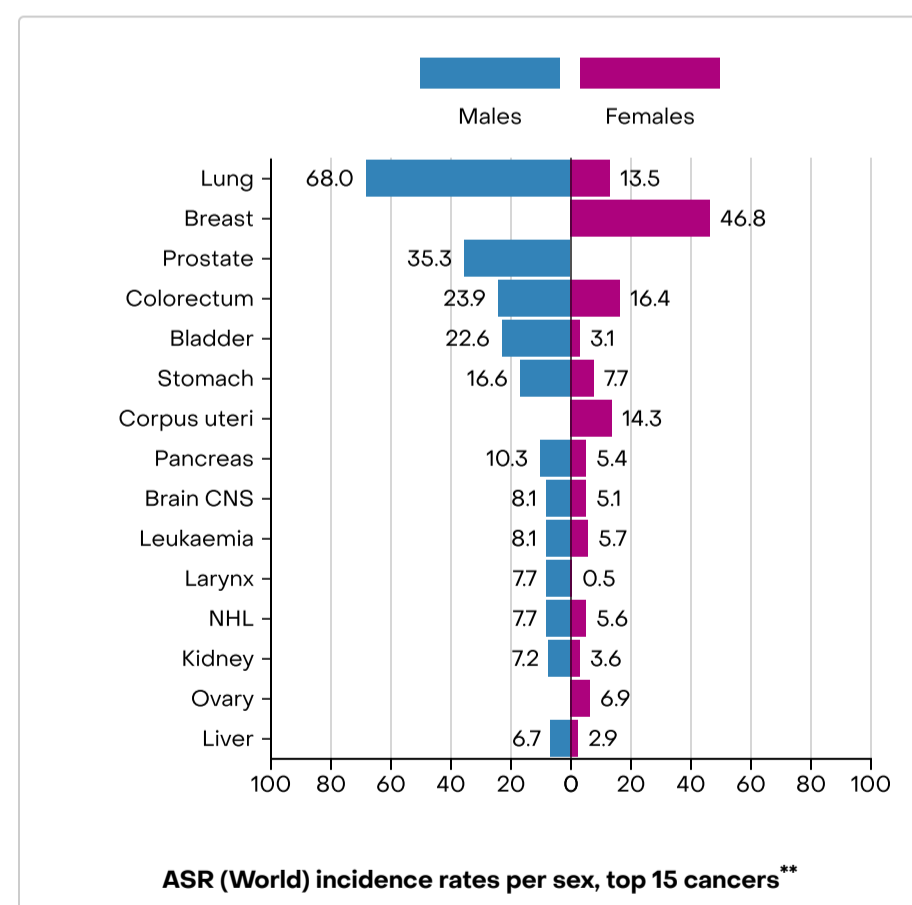
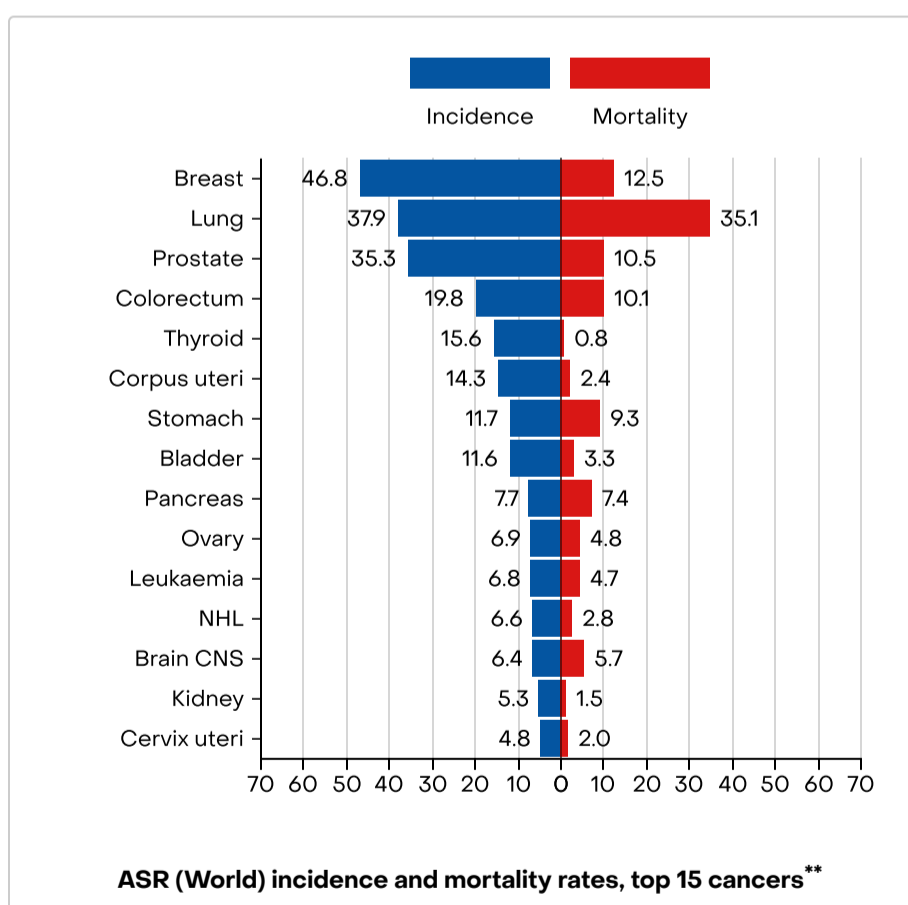
Country-specific data source: Izmir cancer registry, Antalya cancer registry, Samsun cancer registry, Bursa cancer registry, Erzurum cancer registry, Eskisehir cancer registry, Edirne cancer registry, Trabzon cancer registry, Ankara cancer registry
Method: Weighted/simple average of the most recent sub-national rates applied to 2022 population

Mortality

Country-specific data source: National (WHO)
Method: National rates projected to 2022

Prevalence

Computed using sex-, site- and age-specific incidence to 1-,3- and 5-year prevalence ratios from Nordic countries for the period (2011-2020), and scaled using Human Development Index (HDI) ratios.



* includes non-melanoma skin cancer (NMSC)

** NMSC included in other cancers

Age standardization using world population ([see link](#))

References

Website citation

Ferlay J, Ervik M, Lam F, Laversanne M, Colombet M, Mery L, Piñeros M, Znaor A, Soerjomataram I, Bray F (2024). Global Cancer Observatory: Cancer Today. Lyon, France: International Agency for Research on Cancer. Available from: <https://gco.iarc.who.int/today>, accessed [DD Month YYYY].

Cancer incidence and mortality data

Sung H, Ferlay J, Siegel RL, Laversanne M, Soerjomataram I, Jemal A, Bray F. Global cancer statistics 2020: GLOBOCAN estimates of incidence and mortality worldwide for 36 cancers in 185 countries. CA Cancer J Clin. 2021 Feb 4. doi: 10.3322/caac.21660. Epub ahead of print. PMID: 33538338.

Ferlay J, Colombet M, Soerjomataram I, Parkin DM, Piñeros M, Znaor A, Bray F. Cancer statistics for the year 2020: An overview. Int J Cancer. 2021 Apr 5. doi: 10.1002/ijc.33588. Epub ahead of print. PMID: 33818764.

