



INDIA

Number of new cases

1 413 316

Number of deaths

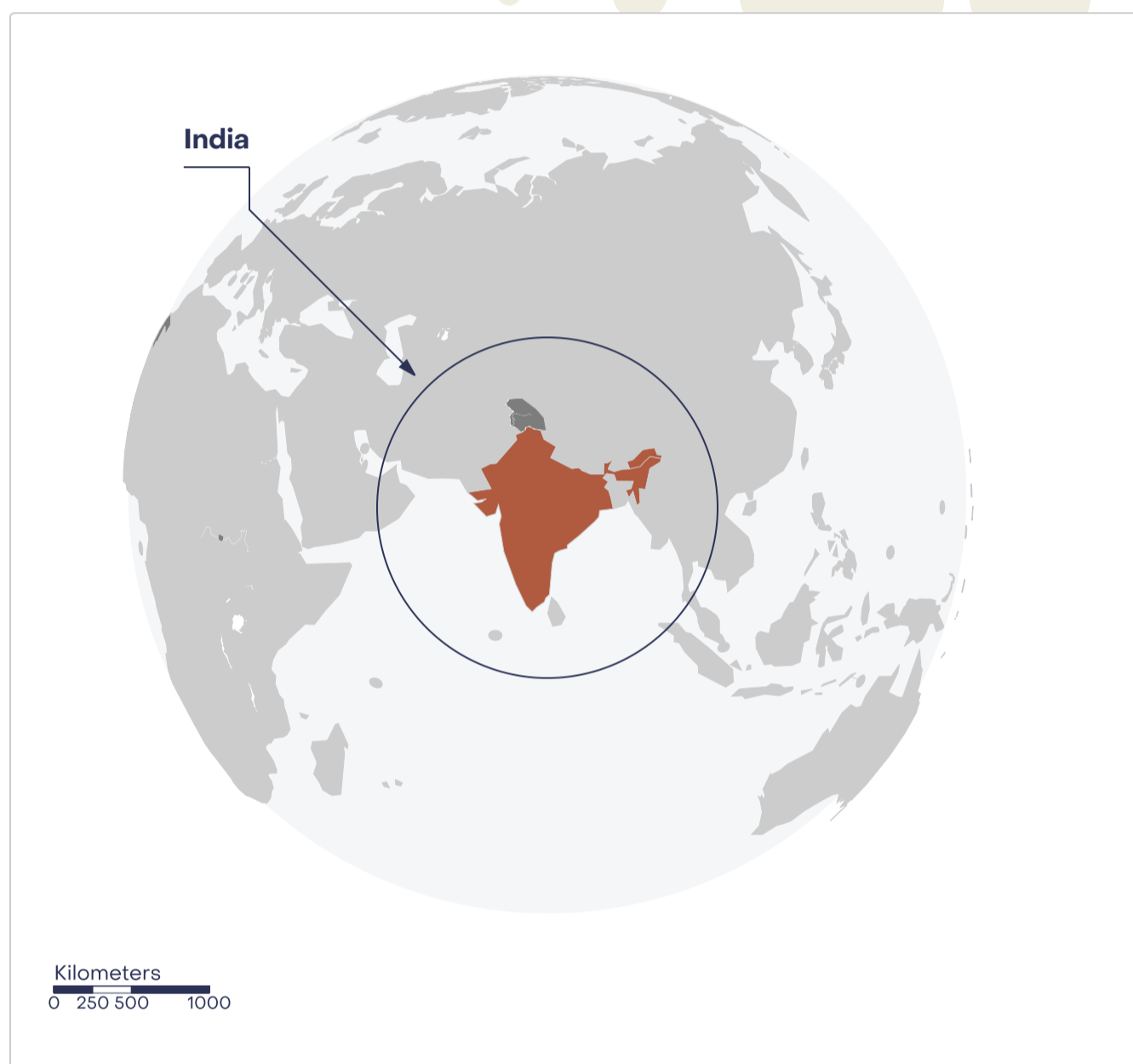
916 827

Number of prevalent cases (5-year)

3 258 518

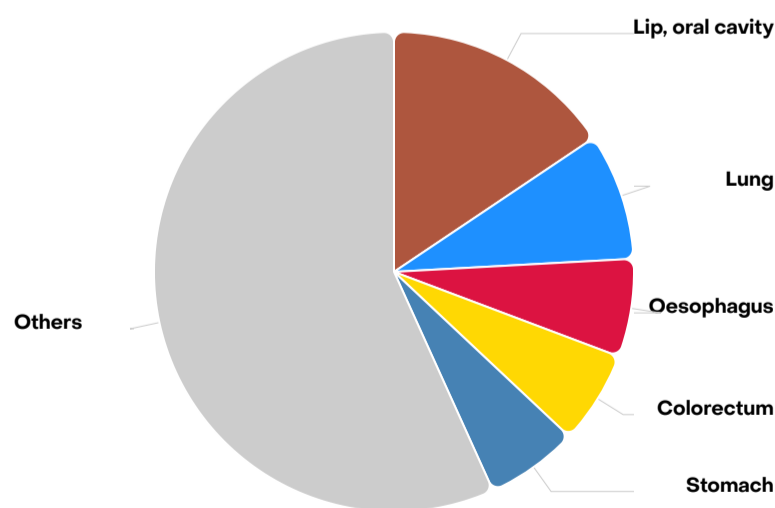
Statistics at a glance, 2022

	Males	Females	Both sexes
Population	730 746 615	675 885 166	1 406 631 781
Incidence*			
Number of new cancer cases	691 178	722 138	1 413 316
Age-standardized incidence rate	97.1	100.8	98.5
Risk of developing cancer before the age of 75 years (cum. risk %)	10.6	10.7	10.6
Top 3 leading cancers (ranked by cases)**	Lip, oral cavity Lung Oesophagus	Breast Cervix uteri Ovary	Breast Lip, oral cavity Cervix uteri
Mortality*			
Number of cancer deaths	470 055	446 772	916 827
Age-standardized mortality rate	66.5	62.6	64.4
Risk of dying from cancer before the age of 75 years (cum. risk %)	7.5	7.0	7.2
Top 3 leading cancers (ranked by deaths)**	Lip, oral cavity Lung Oesophagus	Breast Cervix uteri Ovary	Breast Lip, oral cavity Cervix uteri
Prevalence*			
5-year prevalent cases	1 470 047	1 788 471	3 258 518



Top 5 most frequent cancers**

Males

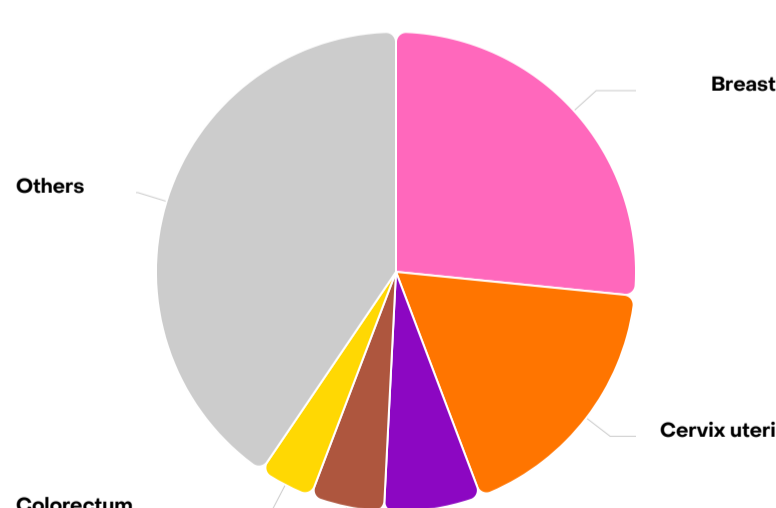


Total: 691 178

Rank	Cancer site	Number of cases	Percent
1st	Lip, oral cavity	107 812	15.6%
2nd	Lung	58 970	8.5%
3rd	Oesophagus	45 608	6.6%
4th	Colorectum	43 360	6.3%
5th	Stomach	43 060	6.2%
-	Others	392 368	56.8%

Number of new cases in 2022, males, all ages

Females

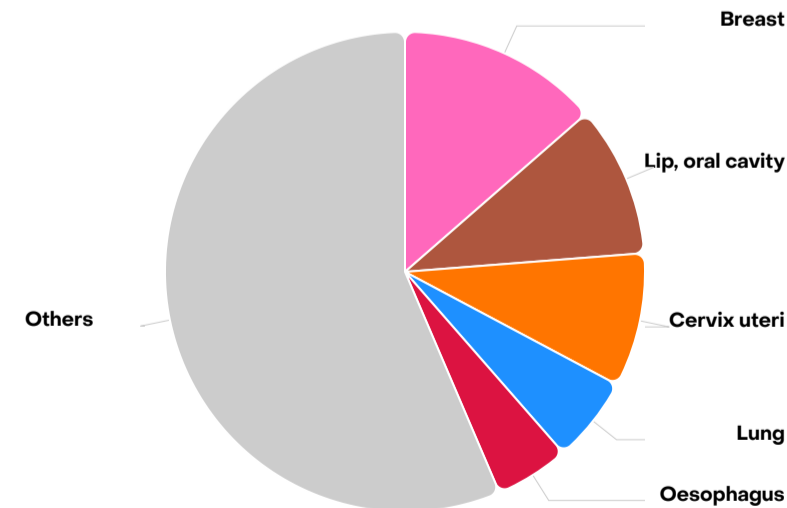


Total: 722 138

Rank	Cancer site	Number of cases	Percent
1st	Breast	192 020	26.6%
2nd	Cervix uteri	127 526	17.7%
3rd	Ovary	47 333	6.6%
4th	Lip, oral cavity	35 947	5.0%
5th	Colorectum	26 678	3.7%
-	Others	292 634	40.5%

Number of new cases in 2022, females, all ages

Both sexes



Total: 1 413 316

Rank	Cancer site	Number of cases	Percent
1st	Breast	192 020	13.6%
2nd	Lip, oral cavity	143 759	10.2%
3rd	Cervix uteri	127 526	9.0%
4th	Lung	81 748	5.8%
5th	Oesophagus	70 637	5.0%
-	Others	797 626	56.4%

Number of new cases in 2022, both sexes, all ages

Cancer	New cases				Deaths				5-year prevalence	
	Number	Rank	(%)	Cum.risk	Number	Rank	(%)	Cum.risk	Number	Prop. (per 100 000)
Breast	192 020	1	13.6	2.9	98 337	1	10.7	1.6	526 248	77.9
Lip, oral cavity	143 759	2	10.2	1.1	79 979	2	8.7	0.65	370 106	26.3
Cervix uteri	127 526	3	9.0	2.0	79 906	3	8.7	1.3	339 589	50.2
Lung	81 748	4	5.8	0.71	75 031	4	8.2	0.65	113 990	8.1
Oesophagus	70 637	5	5.0	0.59	66 410	5	7.2	0.55	111 545	7.9
Colorectum	70 038	6	5.0	0.58	40 993	7	4.5	0.33	175 979	12.5
Stomach	64 611	7	4.6	0.54	57 727	6	6.3	0.49	102 829	7.3
Leukaemia	49 883	8	3.5	0.31	36 871	9	4.0	0.24	136 123	9.7
Ovary	47 333	9	3.3	0.72	32 978	10	3.6	0.55	119 183	17.6
NHL	39 736	10	2.8	0.31	22 972	12	2.5	0.18	108 866	7.7
Liver	38 703	11	2.7	0.33	36 953	8	4.0	0.31	53 274	3.8
Prostate	37 948	12	2.7	0.67	18 386	14	2.0	0.29	76 898	10.5
Larynx	35 855	13	2.5	0.31	22 467	13	2.5	0.21	97 099	6.9
Brain CNS	32 574	14	2.3	0.22	27 990	11	3.1	0.20	104 735	7.5
Hypopharynx	30 510	15	2.2	0.26	11 618	20	1.3	0.10	51 305	3.7
Oropharynx	23 174	16	1.6	0.19	14 202	17	1.5	0.12	55 055	3.9
Bladder	22 548	17	1.6	0.19	12 353	19	1.3	0.10	60 083	4.3
Thyroid	21 873	18	1.5	0.14	5 455	23	0.60	0.04	63 400	4.5
Gallbladder	21 780	19	1.5	0.18	16 407	15	1.8	0.13	36 170	2.6
Kidney	17 480	20	1.2	0.14	10 464	21	1.1	0.09	45 542	3.2
Corpus uteri	17 420	21	1.2	0.30	6 845	22	0.75	0.11	53 038	7.9
Multiple myeloma	16 526	22	1.2	0.14	14 216	16	1.6	0.12	40 576	2.9
Pancreas	13 661	23	0.97	0.12	12 759	18	1.4	0.11	16 056	1.1
Penis	10 443	24	0.74	0.17	4 450	26	0.49	0.07	28 200	3.9
Hodgkin lymphoma	9 611	25	0.68	0.06	3 522	27	0.38	0.02	28 716	2.0
Salivary glands	8 107	26	0.57	0.06	4 879	24	0.53	0.04	22 642	1.6
Nasopharynx	6 519	27	0.46	0.05	4 780	25	0.52	0.03	17 634	1.3
Vagina	5 000	28	0.35	0.08	2 465	28	0.27	0.04	11 454	1.7
Testis	4 456	29	0.32	0.05	1 050	32	0.12	0.01	14 318	2.0
Melanoma	3 689	30	0.26	0.03	2 197	29	0.24	0.02	10 714	0.76
Vulva	3 112	31	0.22	0.05	1 539	30	0.17	0.02	8 103	1.2
Mesothelioma	1 613	32	0.11	0.01	1 432	31	0.16	0.01	2 613	0.19
All cancers	1 413 316	-	-	10.6	916 827	-	-	7.2	3 258 518	-
All cancers excl. NMSC	1 401 721	-	-	10.5	911 793	-	-	7.2	3 224 614	-

Data source and methods

Incidence

Country-specific data source: Mumbai cancer registry, Chennai cancer registry, Nagpur cancer registry, Poona cancer registry, Barshi cancer registry, Trivandrum cancer registry, Dindigul Ambilikai cancer registry, Aurangabad cancer registry, Kamrup Urban District cancer registry, Dibrugarh District cancer registry, Sikkim State cancer registry, Mizoram State cancer registry, Wardha cancer registry, Kollam cancer registry, Tripura cancer registry, Ratnagiri cancer registry, Meghalaya cancer registry, Cachar cancer registry, Nagaland cancer registry, Sindhudurg cancer registry

Method: Weighted/simple average of the most recent sub-national rates applied to 2022 population

[Click here to see detailed data source and methods](#)

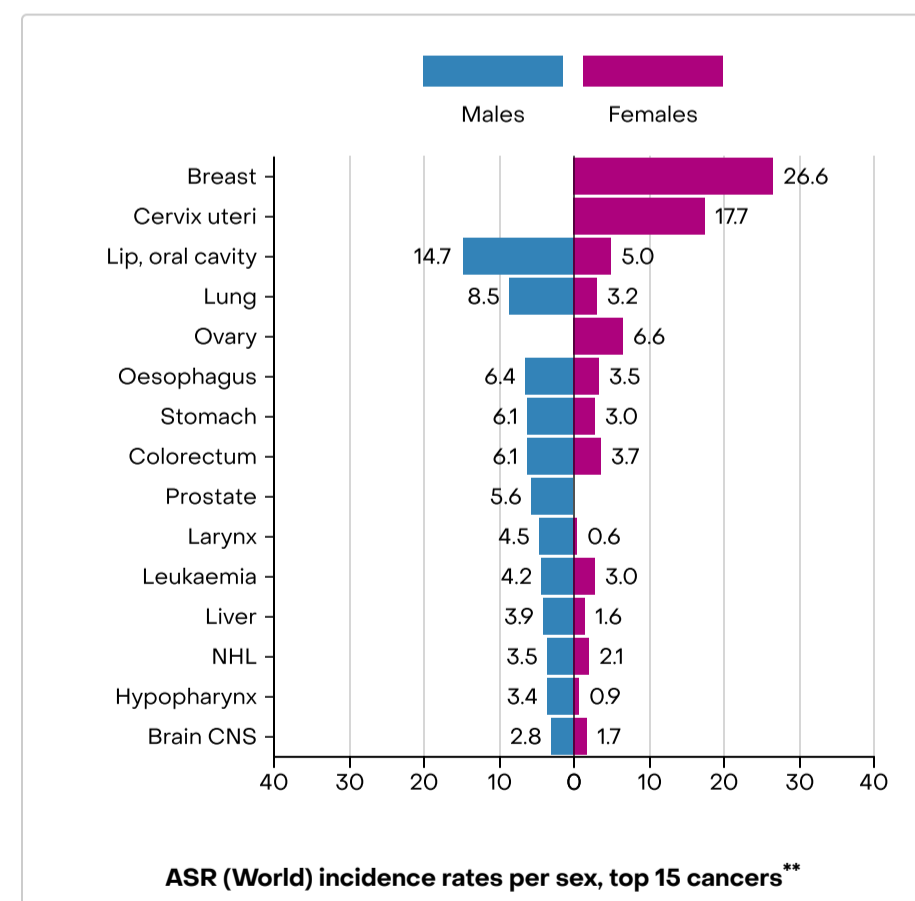
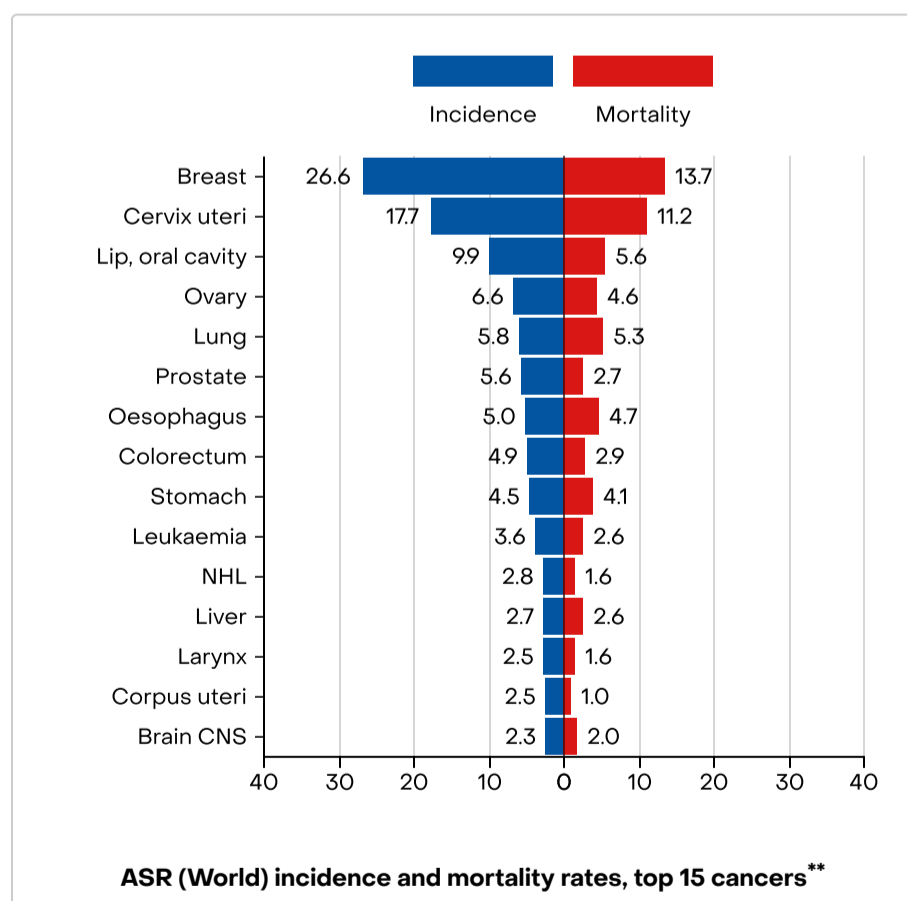
Mortality

Country-specific data source: Survival estimates

Method: Estimated from national incidence estimates by modelling, using mortality:incidence ratios derived from survival estimation

[Click here to see detailed data source and methods](#)

Prevalence



* includes non-melanoma skin cancer (NMSC)
 ** NMSC included in other cancers
 Age standardization using world population ([see link](#))

References

Website citation
 Ferlay J, Ervik M, Lam F, Laversanne M, Colombet M, Mery L, Piñeros M, Znaor A, Soerjomataram I, Bray F (2024). Global Cancer Observatory: Cancer Today. Lyon, France: International Agency for Research on Cancer. Available from: <https://gco.iarc.who.int/today>, accessed [DD Month YYYY].

Cancer incidence and mortality data

Sung H, Ferlay J, Siegel RL, Laversanne M, Soerjomataram I, Jemal A, Bray F. Global cancer statistics 2020: GLOBOCAN estimates of incidence and mortality worldwide for 36 cancers in 185 countries. *CA Cancer J Clin*. 2021 Feb 4. doi:10.3322/caac.21660. Epub ahead of print. PMID: 33538338.

Ferlay J, Colombet M, Soerjomataram I, Parkin DM, Piñeros M, Znaor A, Bray F. Cancer statistics for the year 2020: An overview. *Int J Cancer*. 2021 Apr 5. doi:10.1002/ijc.33588. Epub ahead of print. PMID: 33818764.

