



COMOROS

Number of new cases

619

Number of deaths

418

Number of prevalent cases (5-year)

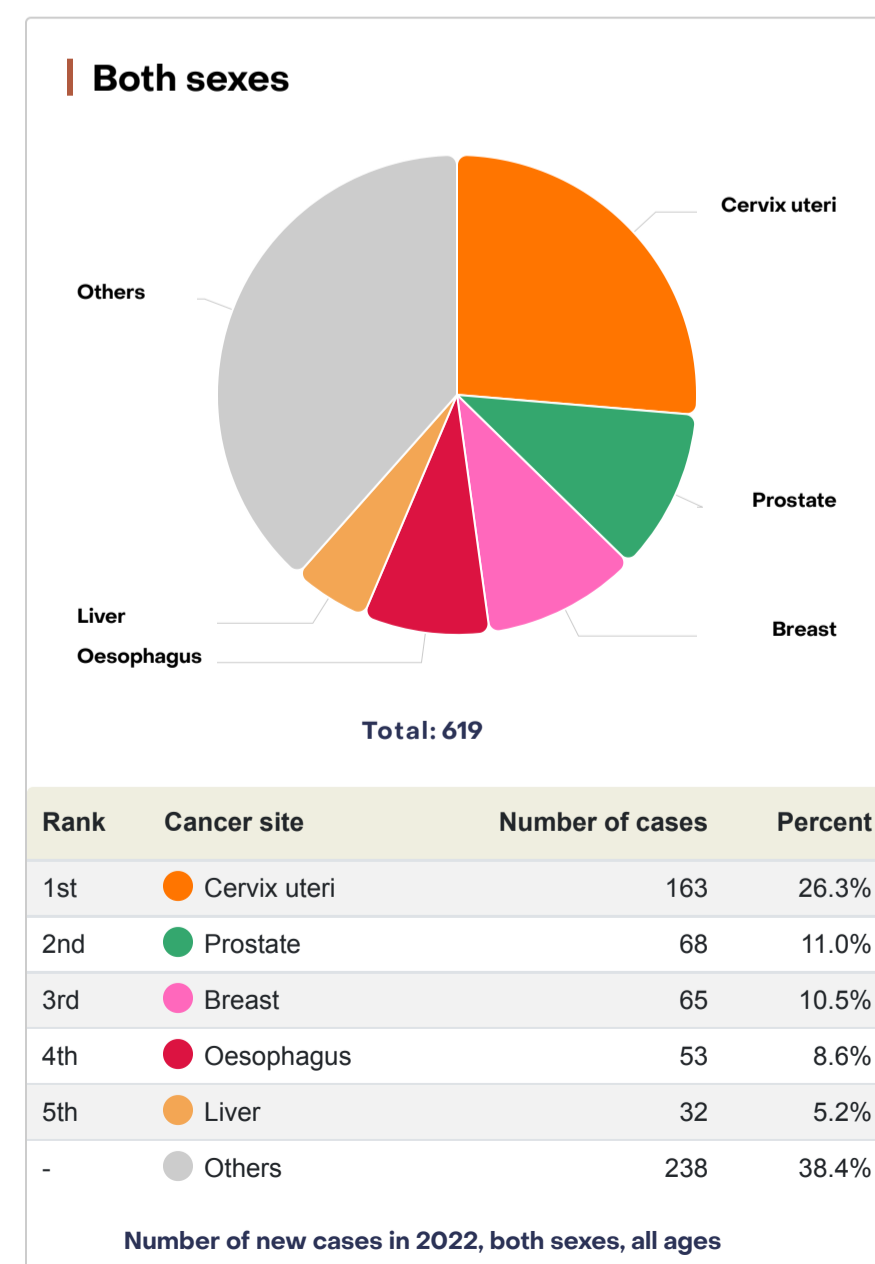
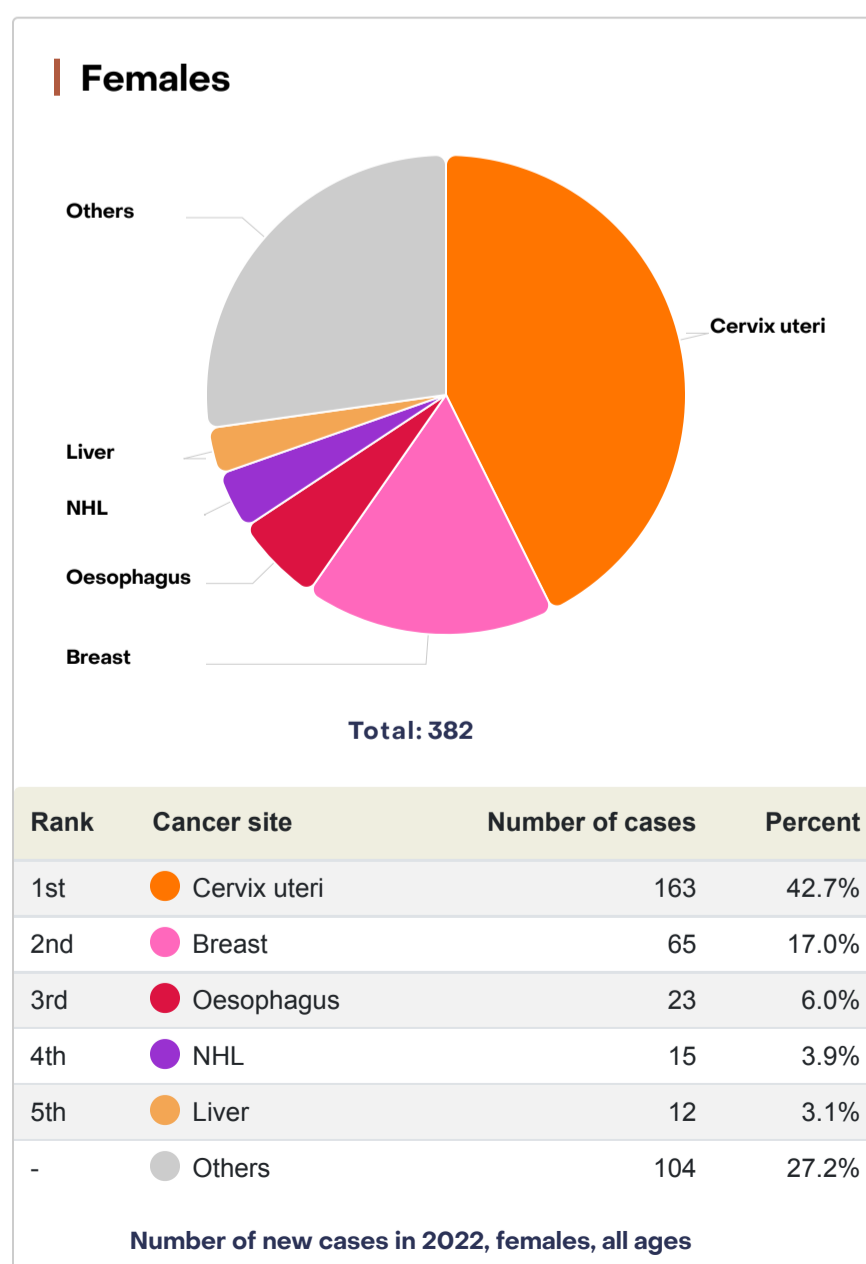
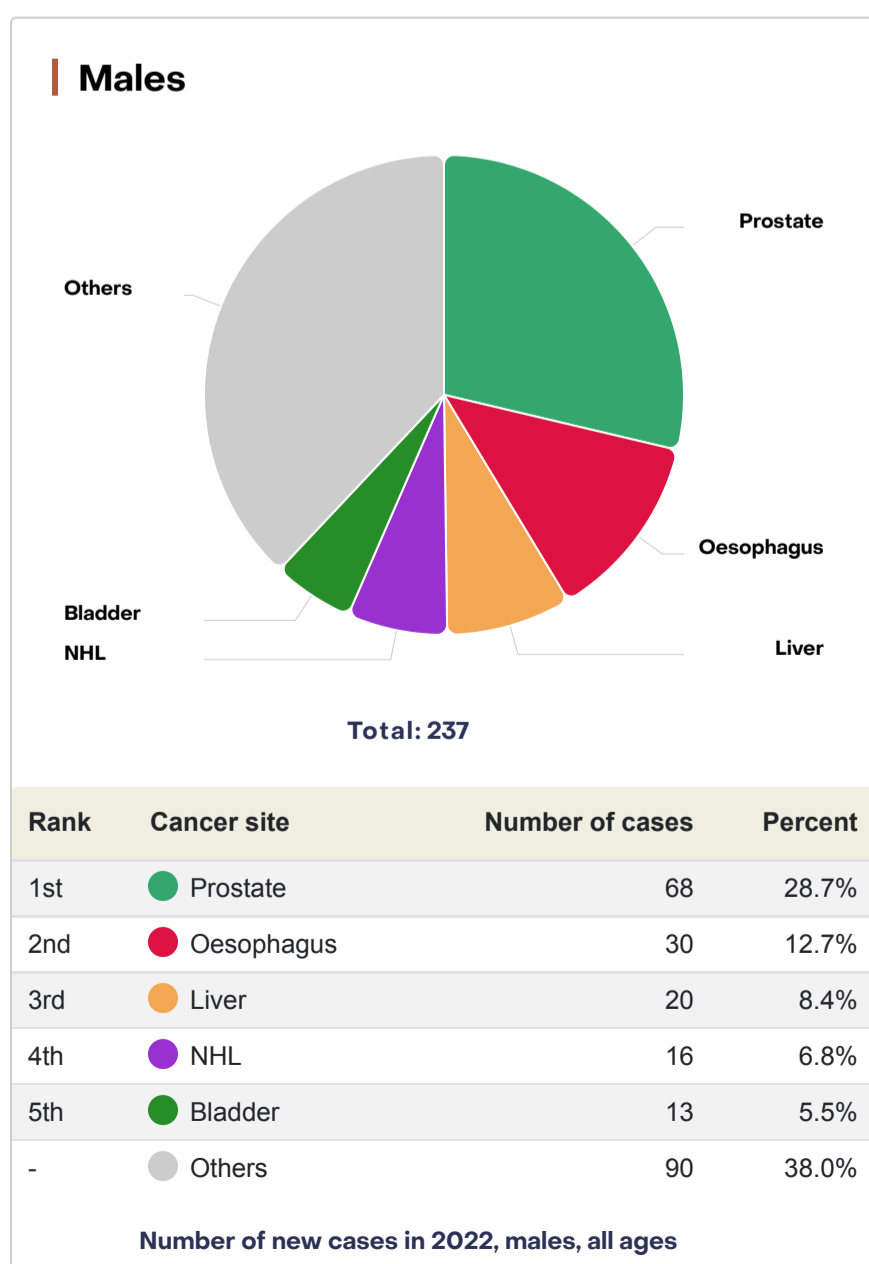
1 347

Statistics at a glance, 2022

	Males	Females	Both sexes
Population	457 722	449 689	907 411
Incidence*			
Number of new cancer cases	237	382	619
Age-standardized incidence rate	92.9	122.0	106.8
Risk of developing cancer before the age of 75 years (cum. risk %)	10.5	12.6	11.5
Top 3 leading cancers (ranked by cases)**	Prostate Oesophagus Liver	Cervix uteri Breast Oesophagus	Cervix uteri Prostate Breast
Mortality*			
Number of cancer deaths	167	251	418
Age-standardized mortality rate	65.9	85.2	75.3
Risk of dying from cancer before the age of 75 years (cum. risk %)	7.3	9.4	8.4
Top 3 leading cancers (ranked by deaths)**	Prostate Oesophagus Liver	Cervix uteri Breast Oesophagus	Cervix uteri Oesophagus Prostate
Prevalence*			
5-year prevalent cases	466	881	1 347



Top 5 most frequent cancers**



Incidence, Mortality and Prevalence by cancer site

Cancer	New cases				Deaths				5-year prevalence	
	Number	Rank	(%)	Cum.risk	Number	Rank	(%)	Cum.risk	Number	Prop. (per 100 000)
Cervix uteri	163	1	26.3	5.4	102	1	24.4	4.2	386	85.8
Prostate	68	2	11.0	3.9	38	3	9.1	2.1	120	26.2
Breast	65	3	10.5	2.3	34	4	8.1	1.2	154	34.3
Oesophagus	53	4	8.6	1.2	53	2	12.7	1.2	88	9.7
Liver	32	5	5.2	0.55	32	5	7.7	0.55	52	5.7
NHL	31	6	5.0	0.48	23	6	5.5	0.33	84	9.3
Bladder	24	7	3.9	0.64	13	7	3.1	0.33	57	6.3
Colorectum	17	8	2.7	0.56	12	8	2.9	0.39	34	3.8
Stomach	10	9	1.6	0.31	10	9	2.4	0.31	18	2.0
Lung	9	10	1.5	0.23	9	10	2.2	0.23	13	1.4
Leukaemia	9	10	1.5	0.14	5	12	1.2	0.03	22	2.4
Ovary	8	12	1.3	0.28	6	11	1.4	0.25	18	4.0
Lip, oral cavity	7	13	1.1	0.16	3	15	0.72	0.09	14	1.5
Vulva	6	14	0.97	0.16	4	13	0.96	0.12	16	3.6
Kidney	5	15	0.81	0.02	3	15	0.72	0.01	15	1.7
Pancreas	4	16	0.65	0.09	4	13	0.96	0.09	5	0.55
Corpus uteri	3	17	0.49	0.16	1	21	0.24	0.07	9	2.0
Thyroid	3	17	0.49	0.06	2	17	0.48	0.05	9	0.99
Oropharynx	2	19	0.32	0.04	2	17	0.48	0.04	4	0.44
Larynx	2	19	0.32	0.06	2	17	0.48	0.06	4	0.44
Melanoma	2	19	0.32	0.10	2	17	0.48	0.10	5	0.55
Penis	2	19	0.32	0.08	1	21	0.24	0.03	5	1.1
Salivary glands	1	23	0.16	0.03	1	21	0.24	0.03	2	0.22
Hodgkin lymphoma	1	23	0.16	0.00	0	24	0.00	0.00	3	0.33
Nasopharynx	0	25	0.00	0.00	0	24	0.00	0.00	0	0.00
Hypopharynx	0	25	0.00	0.00	0	24	0.00	0.00	0	0.00
Gallbladder	0	25	0.00	0.00	0	24	0.00	0.00	0	0.00
Mesothelioma	0	25	0.00	0.00	0	24	0.00	0.00	0	0.00
Kaposi sarcoma	0	25	0.00	0.00	0	24	0.00	0.00	0	0.00
Vagina	0	25	0.00	0.00	0	24	0.00	0.00	0	0.00
Testis	0	25	0.00	0.00	0	24	0.00	0.00	0	0.00
Brain CNS	0	25	0.00	0.00	0	24	0.00	0.00	0	0.00
All cancers	619	-	-	11.5	418	-	-	8.4	1 347	-
All cancers excl. NMSC	599	-	-	11.3	416	-	-	8.3	1 288	-

Data source and methods

Incidence

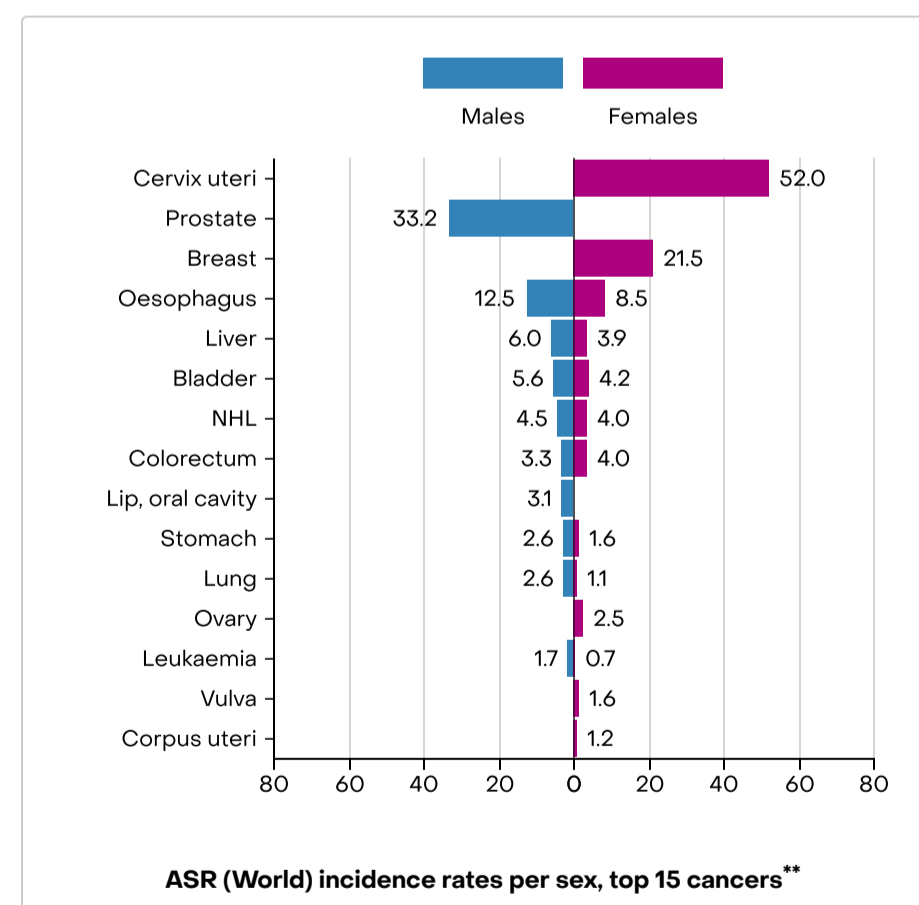
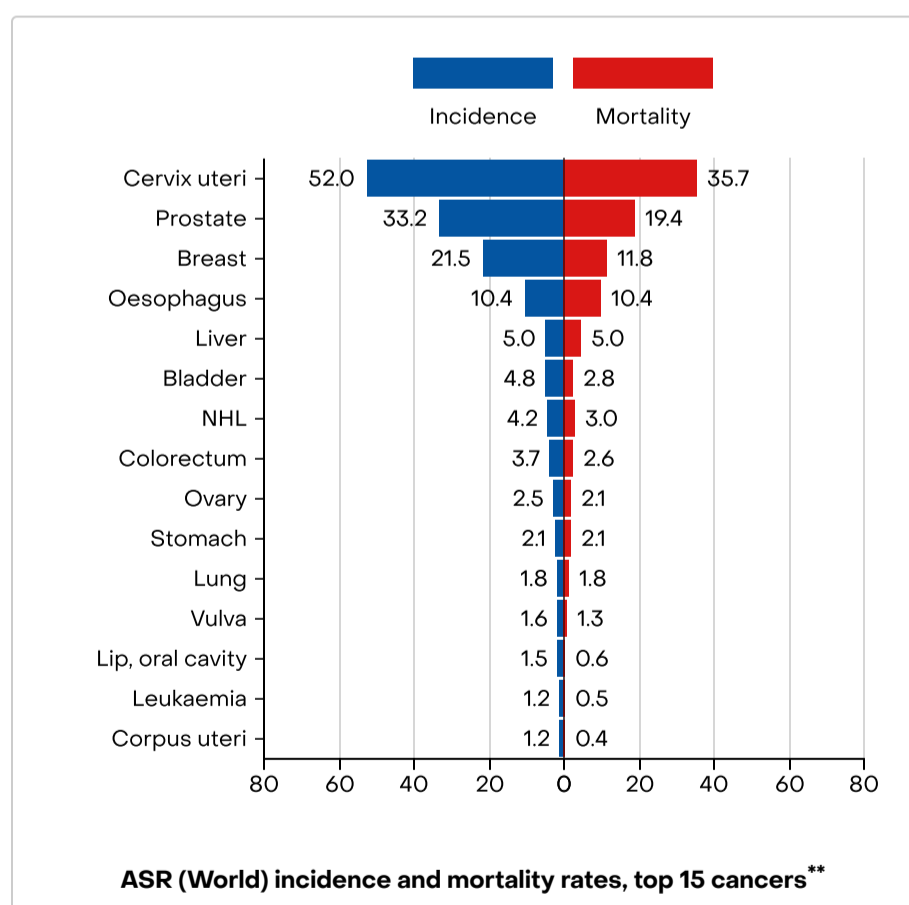
Country-specific data source: No data
Method: No data: the rates are those of neighbouring countries or registries in the same area

Mortality

Country-specific data source: No data
Method: Estimated from national incidence estimates by modelling, using mortality:incidence ratios derived from survival estimation

Prevalence

Computed using sex-, site- and age-specific incidence to 1-,3- and 5-year prevalence ratios from Nordic countries for the period (2011-2020), and scaled using Human Development Index (HDI) ratios.



* includes non-melanoma skin cancer (NMSC)
 ** NMSC included in other cancers
 Age standardization using world population ([see link](#))

References

Website citation
 Ferlay J, Ervik M, Lam F, Laversanne M, Colombet M, Mery L, Piñeros M, Znaor A, Soerjomataram I, Bray F (2024). Global Cancer Observatory: Cancer Today. Lyon, France: International Agency for Research on Cancer. Available from: <https://gco.iarc.who.int/today>, accessed [DD Month YYYY].

Cancer incidence and mortality data

Sung H, Ferlay J, Siegel RL, Laversanne M, Soerjomataram I, Jemal A, Bray F. Global cancer statistics 2020: GLOBOCAN estimates of incidence and mortality worldwide for 36 cancers in 185 countries. *CA Cancer J Clin*. 2021 Feb 4. doi: 10.3322/caac.21660. Epub ahead of print. PMID: 33538338.

Ferlay J, Colombet M, Soerjomataram I, Parkin DM, Piñeros M, Znaor A, Bray F. Cancer statistics for the year 2020: An overview. *Int J Cancer*. 2021 Apr 5. doi: 10.1002/ijc.33588. Epub ahead of print. PMID: 33818764.

